



Usr: planeacion02  
Rep: rptEstadoPresupuestoEgresos\_FF

# Instituto Tecnológico Superior de Tepeaca Estado de Puebla

Estado del Ejercicio del Presupuesto por Fuente de Financiamiento Al 31/jul./2022

Fecha y hora de Impresión | 08/ago./2022  
12:35 p. m.

Unidad Administrativa	Objeto del Gasto	Aprobado	Ampliaciones / (Reducciones)	Presupuesto Vigente	Comprometido	Presupuesto Disponible para Comprometer	Devengado	Comprometido o No Devengado	Presupuesto Sin Devengar	Ejercido	Pagado	Cuentas por Pagar Deuda
<b>014</b>	<b>Ingresos Propios</b>											
<b>2000</b>	<b>MATERIALES Y SUMINISTROS</b>	<b>\$220,000.00</b>	<b>\$0.00</b>	<b>\$220,000.00</b>	<b>\$0.00</b>	<b>\$220,000.00</b>	<b>\$0.00</b>	<b>\$0.00</b>	<b>\$220,000.00</b>	<b>\$0.00</b>	<b>\$0.00</b>	<b>\$0.00</b>
<b>2500</b>	<b>PRODUCTOS QUÍMICOS, FARMACÉUTICOS Y DE LABORATORIO</b>	<b>\$20,000.00</b>	<b>\$0.00</b>	<b>\$20,000.00</b>	<b>\$0.00</b>	<b>\$20,000.00</b>	<b>\$0.00</b>	<b>\$0.00</b>	<b>\$20,000.00</b>	<b>\$0.00</b>	<b>\$0.00</b>	<b>\$0.00</b>
2510	Productos químicos básicos	\$10,000.00	\$0.00	\$10,000.00	\$0.00	\$10,000.00	\$0.00	\$0.00	\$10,000.00	\$0.00	\$0.00	\$0.00
2511	Productos químicos básicos	\$10,000.00	\$0.00	\$10,000.00	\$0.00	\$10,000.00	\$0.00	\$0.00	\$10,000.00	\$0.00	\$0.00	\$0.00
2550	Materiales, accesorios y suministros de laboratorio	\$10,000.00	\$0.00	\$10,000.00	\$0.00	\$10,000.00	\$0.00	\$0.00	\$10,000.00	\$0.00	\$0.00	\$0.00
2551	Materiales, accesorios y suministros de laboratorio	\$10,000.00	\$0.00	\$10,000.00	\$0.00	\$10,000.00	\$0.00	\$0.00	\$10,000.00	\$0.00	\$0.00	\$0.00
<b>2700</b>	<b>VESTUARIO, BLANCOS, PRENDAS DE PROTECCIÓN Y ACCESORIOS</b>	<b>\$200,000.00</b>	<b>\$0.00</b>	<b>\$200,000.00</b>	<b>\$0.00</b>	<b>\$200,000.00</b>	<b>\$0.00</b>	<b>\$0.00</b>	<b>\$200,000.00</b>	<b>\$0.00</b>	<b>\$0.00</b>	<b>\$0.00</b>
2710	Vestuario y uniformes	\$200,000.00	\$0.00	\$200,000.00	\$0.00	\$200,000.00	\$0.00	\$0.00	\$200,000.00	\$0.00	\$0.00	\$0.00
2711	Vestuario y uniformes	\$200,000.00	\$0.00	\$200,000.00	\$0.00	\$200,000.00	\$0.00	\$0.00	\$200,000.00	\$0.00	\$0.00	\$0.00
<b>3000</b>	<b>SERVICIOS GENERALES</b>	<b>\$450,000.00</b>	<b>\$0.00</b>	<b>\$450,000.00</b>	<b>\$946.56</b>	<b>\$449,053.44</b>	<b>\$946.56</b>	<b>\$0.00</b>	<b>\$449,053.44</b>	<b>\$946.56</b>	<b>\$946.56</b>	<b>\$0.00</b>
<b>3300</b>	<b>SERVICIOS PROFESIONALES, CIENTÍFICOS, TÉCNICO Y DE INVESTIGACIÓN</b>	<b>\$300,000.00</b>	<b>-\$946.56</b>	<b>\$299,053.44</b>	<b>\$0.00</b>	<b>\$299,053.44</b>	<b>\$0.00</b>	<b>\$0.00</b>	<b>\$299,053.44</b>	<b>\$0.00</b>	<b>\$0.00</b>	<b>\$0.00</b>
3340	Servicios de capacitación	\$200,000.00	\$0.00	\$200,000.00	\$0.00	\$200,000.00	\$0.00	\$0.00	\$200,000.00	\$0.00	\$0.00	\$0.00
3341	Capacitación institucional	\$200,000.00	\$0.00	\$200,000.00	\$0.00	\$200,000.00	\$0.00	\$0.00	\$200,000.00	\$0.00	\$0.00	\$0.00
3350	Servicios de investigación científica y desarrollo	\$100,000.00	-\$946.56	\$99,053.44	\$0.00	\$99,053.44	\$0.00	\$0.00	\$99,053.44	\$0.00	\$0.00	\$0.00
3351	Servicios de investigación científica y desarrollo	\$100,000.00	-\$946.56	\$99,053.44	\$0.00	\$99,053.44	\$0.00	\$0.00	\$99,053.44	\$0.00	\$0.00	\$0.00
<b>3400</b>	<b>SERVICIOS FINANCIEROS, BANCARIOS Y COMERCIALES</b>	<b>\$0.00</b>	<b>\$946.56</b>	<b>\$946.56</b>	<b>\$946.56</b>	<b>\$0.00</b>	<b>\$946.56</b>	<b>\$0.00</b>	<b>\$0.00</b>	<b>\$946.56</b>	<b>\$946.56</b>	<b>\$0.00</b>
3410	Servicios financieros y bancarios	\$0.00	\$946.56	\$946.56	\$946.56	\$0.00	\$946.56	\$0.00	\$0.00	\$946.56	\$946.56	\$0.00
3411	Servicios financieros y bancarios	\$0.00	\$946.56	\$946.56	\$946.56	\$0.00	\$946.56	\$0.00	\$0.00	\$946.56	\$946.56	\$0.00
<b>3800</b>	<b>SERVICIOS OFICIALES</b>	<b>\$150,000.00</b>	<b>\$0.00</b>	<b>\$150,000.00</b>	<b>\$0.00</b>	<b>\$150,000.00</b>	<b>\$0.00</b>	<b>\$0.00</b>	<b>\$150,000.00</b>	<b>\$0.00</b>	<b>\$0.00</b>	<b>\$0.00</b>
3820	Gastos de orden social y cultural	\$75,000.00	\$0.00	\$75,000.00	\$0.00	\$75,000.00	\$0.00	\$0.00	\$75,000.00	\$0.00	\$0.00	\$0.00
3821	Gastos de orden social	\$75,000.00	\$0.00	\$75,000.00	\$0.00	\$75,000.00	\$0.00	\$0.00	\$75,000.00	\$0.00	\$0.00	\$0.00
3830	Congresos y convenciones	\$75,000.00	\$0.00	\$75,000.00	\$0.00	\$75,000.00	\$0.00	\$0.00	\$75,000.00	\$0.00	\$0.00	\$0.00
3831	Congresos y convenciones	\$75,000.00	\$0.00	\$75,000.00	\$0.00	\$75,000.00	\$0.00	\$0.00	\$75,000.00	\$0.00	\$0.00	\$0.00
<b>5000</b>	<b>BIENES MUEBLES, INMUEBLES E INTANGIBLES</b>	<b>\$100,000.00</b>	<b>\$0.00</b>	<b>\$100,000.00</b>	<b>\$0.00</b>	<b>\$100,000.00</b>	<b>\$0.00</b>	<b>\$0.00</b>	<b>\$100,000.00</b>	<b>\$0.00</b>	<b>\$0.00</b>	<b>\$0.00</b>
<b>5100</b>	<b>MOBILIARIO Y EQUIPO DE ADMINISTRACIÓN</b>	<b>\$50,000.00</b>	<b>\$0.00</b>	<b>\$50,000.00</b>	<b>\$0.00</b>	<b>\$50,000.00</b>	<b>\$0.00</b>	<b>\$0.00</b>	<b>\$50,000.00</b>	<b>\$0.00</b>	<b>\$0.00</b>	<b>\$0.00</b>
5150	Equipo de cómputo y de tecnologías de la información	\$50,000.00	\$0.00	\$50,000.00	\$0.00	\$50,000.00	\$0.00	\$0.00	\$50,000.00	\$0.00	\$0.00	\$0.00
5151	Equipo de cómputo y de tecnología de la información	\$50,000.00	\$0.00	\$50,000.00	\$0.00	\$50,000.00	\$0.00	\$0.00	\$50,000.00	\$0.00	\$0.00	\$0.00
<b>5600</b>	<b>MAQUINARIA, OTROS EQUIPOS Y HERRAMIENTAS</b>	<b>\$50,000.00</b>	<b>\$0.00</b>	<b>\$50,000.00</b>	<b>\$0.00</b>	<b>\$50,000.00</b>	<b>\$0.00</b>	<b>\$0.00</b>	<b>\$50,000.00</b>	<b>\$0.00</b>	<b>\$0.00</b>	<b>\$0.00</b>
5670	Herramientas y máquinas-herramienta	\$50,000.00	\$0.00	\$50,000.00	\$0.00	\$50,000.00	\$0.00	\$0.00	\$50,000.00	\$0.00	\$0.00	\$0.00



Usr: planeacion02  
Rep: rptEstadoPresupuestoEgresos\_FF

Instituto Tecnológico Superior de Tepeaca  
Estado de Puebla

Estado del Ejercicio del Presupuesto por Fuente de Financiamiento Al 31/jul./2022

Fecha y hora de Impresión | 08/ago./2022  
12:35 p. m.

Objeto del Gasto	Unidad Administrativa	Aprobado	Ampliaciones / (Reducciones)	Presupuesto Vigente	Comprometido	Presupuesto Disponible para Comprometer	Devengado	Comprometido o No Devengado	Presupuesto Sin Devengar	Ejercido	Pagado	Cuentas por Pagar Deuda
5671	Herramientas y máquinas- herramienta	\$50,000.00	\$0.00	\$50,000.00	\$0.00	\$50,000.00	\$0.00	\$0.00	\$50,000.00	\$0.00	\$0.00	\$0.00
<b>Ingresos Propios</b>		<b>\$770,000.00</b>	<b>\$0.00</b>	<b>\$770,000.00</b>	<b>\$946.56</b>	<b>\$769,053.44</b>	<b>\$946.56</b>	<b>\$0.00</b>	<b>\$769,053.44</b>	<b>\$946.56</b>	<b>\$946.56</b>	<b>\$0.00</b>
<b>015 Ingresos Propios 2019</b>												
2000	<b>MATERIALES Y SUMINISTROS</b>	<b>\$0.00</b>	<b>\$281,097.67</b>	<b>\$281,097.67</b>	<b>\$281,014.96</b>	<b>\$82.71</b>	<b>\$281,014.96</b>	<b>\$0.00</b>	<b>\$82.71</b>	<b>\$281,014.96</b>	<b>\$281,014.96</b>	<b>\$0.00</b>
2400	<b>MATERIALES Y ARTÍCULOS DE CONSTRUCCIÓN Y DE</b>	<b>\$0.00</b>	<b>\$41,384.16</b>	<b>\$41,384.16</b>	<b>\$41,384.16</b>	<b>\$0.00</b>	<b>\$41,384.16</b>	<b>\$0.00</b>	<b>\$0.00</b>	<b>\$41,384.16</b>	<b>\$41,384.16</b>	<b>\$0.00</b>
2460	Material eléctrico y electrónico	\$0.00	\$15,834.00	\$15,834.00	\$15,834.00	\$0.00	\$15,834.00	\$0.00	\$0.00	\$15,834.00	\$15,834.00	\$0.00
2461	Material eléctrico y electrónico	\$0.00	\$15,834.00	\$15,834.00	\$15,834.00	\$0.00	\$15,834.00	\$0.00	\$0.00	\$15,834.00	\$15,834.00	\$0.00
2470	Artículos metálicos para la construcción	\$0.00	\$24,568.80	\$24,568.80	\$24,568.80	\$0.00	\$24,568.80	\$0.00	\$0.00	\$24,568.80	\$24,568.80	\$0.00
2471	Artículos metálicos para la construcción	\$0.00	\$24,568.80	\$24,568.80	\$24,568.80	\$0.00	\$24,568.80	\$0.00	\$0.00	\$24,568.80	\$24,568.80	\$0.00
2490	Otros materiales y artículos de construcción y reparación	\$0.00	\$981.36	\$981.36	\$981.36	\$0.00	\$981.36	\$0.00	\$0.00	\$981.36	\$981.36	\$0.00
2491	Otros materiales y artículos de construcción y reparación	\$0.00	\$981.36	\$981.36	\$981.36	\$0.00	\$981.36	\$0.00	\$0.00	\$981.36	\$981.36	\$0.00
2500	<b>PRODUCTOS QUÍMICOS, FARMACÉUTICOS Y DE LABO</b>	<b>\$0.00</b>	<b>\$239,713.51</b>	<b>\$239,713.51</b>	<b>\$239,630.80</b>	<b>\$82.71</b>	<b>\$239,630.80</b>	<b>\$0.00</b>	<b>\$82.71</b>	<b>\$239,630.80</b>	<b>\$239,630.80</b>	<b>\$0.00</b>
2540	Materiales, accesorios y suministros médicos	\$0.00	\$212,280.67	\$212,280.67	\$212,197.96	\$82.71	\$212,197.96	\$0.00	\$82.71	\$212,197.96	\$212,197.96	\$0.00
2541	Materiales, accesorios y suministros médicos	\$0.00	\$212,280.67	\$212,280.67	\$212,197.96	\$82.71	\$212,197.96	\$0.00	\$82.71	\$212,197.96	\$212,197.96	\$0.00
2560	Fibras sintéticas, hules, plásticos y derivados	\$0.00	\$27,432.84	\$27,432.84	\$27,432.84	\$0.00	\$27,432.84	\$0.00	\$0.00	\$27,432.84	\$27,432.84	\$0.00
2561	Fibras sintéticas, hules, plásticos y derivados	\$0.00	\$27,432.84	\$27,432.84	\$27,432.84	\$0.00	\$27,432.84	\$0.00	\$0.00	\$27,432.84	\$27,432.84	\$0.00
3000	<b>SERVICIOS GENERALES</b>	<b>\$0.00</b>	<b>\$35,045.25</b>	<b>\$35,045.25</b>	<b>\$35,045.24</b>	<b>\$0.01</b>	<b>\$35,045.24</b>	<b>\$0.00</b>	<b>\$0.01</b>	<b>\$35,045.24</b>	<b>\$35,045.24</b>	<b>\$0.00</b>
3300	<b>SERVICIOS PROFESIONALES, CIENTÍFICOS, TÉCNICO</b>	<b>\$0.00</b>	<b>\$35,045.25</b>	<b>\$35,045.25</b>	<b>\$35,045.24</b>	<b>\$0.01</b>	<b>\$35,045.24</b>	<b>\$0.00</b>	<b>\$0.01</b>	<b>\$35,045.24</b>	<b>\$35,045.24</b>	<b>\$0.00</b>
3360	Servicios de apoyo administrativo, traducción, fotocopiado	\$0.00	\$35,045.25	\$35,045.25	\$35,045.24	\$0.01	\$35,045.24	\$0.00	\$0.01	\$35,045.24	\$35,045.24	\$0.00
3364	Servicios de impresión de material informativo derivado d	\$0.00	\$35,045.25	\$35,045.25	\$35,045.24	\$0.01	\$35,045.24	\$0.00	\$0.01	\$35,045.24	\$35,045.24	\$0.00
<b>Ingresos Propios 2019</b>		<b>\$0.00</b>	<b>\$316,142.92</b>	<b>\$316,142.92</b>	<b>\$316,060.20</b>	<b>\$82.72</b>	<b>\$316,060.20</b>	<b>\$0.00</b>	<b>\$82.72</b>	<b>\$316,060.20</b>	<b>\$316,060.20</b>	<b>\$0.00</b>
<b>016 Ingresos Propios 2021</b>												
5000	<b>BIENES MUEBLES, INMUEBLES E INTANGIBLES</b>	<b>\$0.00</b>	<b>\$152,139.19</b>	<b>\$152,139.19</b>	<b>\$0.00</b>	<b>\$152,139.19</b>	<b>\$0.00</b>	<b>\$0.00</b>	<b>\$152,139.19</b>	<b>\$0.00</b>	<b>\$0.00</b>	<b>\$0.00</b>
5100	<b>MOBILIARIO Y EQUIPO DE ADMINISTRACIÓN</b>	<b>\$0.00</b>	<b>\$152,139.19</b>	<b>\$152,139.19</b>	<b>\$0.00</b>	<b>\$152,139.19</b>	<b>\$0.00</b>	<b>\$0.00</b>	<b>\$152,139.19</b>	<b>\$0.00</b>	<b>\$0.00</b>	<b>\$0.00</b>
5110	Muebles de oficina y estantería	\$0.00	\$49,277.20	\$49,277.20	\$0.00	\$49,277.20	\$0.00	\$0.00	\$49,277.20	\$0.00	\$0.00	\$0.00
5111	Muebles de oficina y estantería	\$0.00	\$49,277.20	\$49,277.20	\$0.00	\$49,277.20	\$0.00	\$0.00	\$49,277.20	\$0.00	\$0.00	\$0.00
5150	Equipo de cómputo y de tecnologías de la información	\$0.00	\$102,861.99	\$102,861.99	\$0.00	\$102,861.99	\$0.00	\$0.00	\$102,861.99	\$0.00	\$0.00	\$0.00
5151	Equipo de cómputo y de tecnología de la información	\$0.00	\$102,861.99	\$102,861.99	\$0.00	\$102,861.99	\$0.00	\$0.00	\$102,861.99	\$0.00	\$0.00	\$0.00
<b>Ingresos Propios 2021</b>		<b>\$0.00</b>	<b>\$152,139.19</b>	<b>\$152,139.19</b>	<b>\$0.00</b>	<b>\$152,139.19</b>	<b>\$0.00</b>	<b>\$0.00</b>	<b>\$152,139.19</b>	<b>\$0.00</b>	<b>\$0.00</b>	<b>\$0.00</b>



Usr: planeacion02

Rep: rptEstadoPresupuestoEgresos\_FF

# Instituto Tecnológico Superior de Tepeaca Estado de Puebla

## Estado del Ejercicio del Presupuesto por Fuente de Financiamiento Al 31/jul./2022

Fecha y hora de Impresión | 08/ago./2022  
12:35 p. m.

Unidad Administrativa	Presupuesto Disponible para Comprometer	Comprometido	Presupuesto Vigente	Ampliaciones / (Reducciones)	Aprobado	Objeto del Gasto	Devengado	Comprometid o No Devengado	Presupuesto Sin Devengar	Ejercido	Pagado	Cuentas por Pagar Deuda
<b>025</b>						<b>Federal</b>						
<b>1000</b>	<b>\$10,525,426.09</b>	<b>\$8,993,230.91</b>	<b>\$19,518,657.00</b>	<b>\$2,499,542.00</b>	<b>\$17,019,115.00</b>	<b>SERVICIOS PERSONALES</b>	<b>\$8,993,230.91</b>	<b>\$0.00</b>	<b>\$10,525,426.09</b>	<b>\$8,993,230.91</b>	<b>\$8,993,230.91</b>	<b>\$0.00</b>
<b>1100</b>	<b>\$4,499,598.22</b>	<b>\$6,027,280.78</b>	<b>\$10,526,879.00</b>	<b>\$1,281,381.00</b>	<b>\$9,245,498.00</b>	<b>REMUNERACIONES AL PERSONAL DE CARÁCTER PE</b>	<b>\$6,027,280.78</b>	<b>\$0.00</b>	<b>\$4,499,598.22</b>	<b>\$6,027,280.78</b>	<b>\$6,027,280.78</b>	<b>\$0.00</b>
1130	\$4,499,598.22	\$6,027,280.78	\$10,526,879.00	\$1,281,381.00	\$9,245,498.00	Sueldos base al personal permanente	\$6,027,280.78	\$0.00	\$4,499,598.22	\$6,027,280.78	\$6,027,280.78	\$0.00
1132	\$4,499,598.22	\$6,027,280.78	\$10,526,879.00	\$1,281,381.00	\$9,245,498.00	Sueldo base al personal de confianza	\$6,027,280.78	\$0.00	\$4,499,598.22	\$6,027,280.78	\$6,027,280.78	\$0.00
<b>1300</b>	<b>\$1,762,949.08</b>	<b>\$1,122,759.92</b>	<b>\$2,885,709.00</b>	<b>\$312,446.00</b>	<b>\$2,573,263.00</b>	<b>REMUNERACIONES ADICIONALES Y ESPECIALES</b>	<b>\$1,122,759.92</b>	<b>\$0.00</b>	<b>\$1,762,949.08</b>	<b>\$1,122,759.92</b>	<b>\$1,122,759.92</b>	<b>\$0.00</b>
1310	\$181,408.87	\$269,635.13	\$451,044.00	-\$66,718.00	\$517,762.00	Primas por años de servicios efectivos prestados	\$269,635.13	\$0.00	\$181,408.87	\$269,635.13	\$269,635.13	\$0.00
1311	\$181,408.87	\$269,635.13	\$451,044.00	-\$66,718.00	\$517,762.00	Prima quinquenal por años de servicios efectivos prestados	\$269,635.13	\$0.00	\$181,408.87	\$269,635.13	\$269,635.13	\$0.00
1320	\$1,505,542.19	\$721,980.81	\$2,227,523.00	\$172,022.00	\$2,055,501.00	Primas de vacaciones, dominical y gratificación de fin de año	\$721,980.81	\$0.00	\$1,505,542.19	\$721,980.81	\$721,980.81	\$0.00
1321	\$141,103.66	\$685,419.34	\$826,523.00	\$55,710.00	\$770,813.00	Primas de vacaciones y dominical	\$685,419.34	\$0.00	\$141,103.66	\$685,419.34	\$685,419.34	\$0.00
1322	\$36,561.47	\$36,561.47	\$1,401,000.00	\$116,312.00	\$1,284,688.00	Aguinaldo o gratificación de fin de año	\$36,561.47	\$0.00	\$1,364,438.53	\$36,561.47	\$36,561.47	\$0.00
1340	\$75,998.02	\$131,143.98	\$207,142.00	\$207,142.00	\$0.00	Compensaciones	\$131,143.98	\$0.00	\$75,998.02	\$131,143.98	\$131,143.98	\$0.00
1343	\$75,998.02	\$131,143.98	\$207,142.00	\$207,142.00	\$0.00	Compensación por adquisición de material didáctico	\$131,143.98	\$0.00	\$75,998.02	\$131,143.98	\$131,143.98	\$0.00
<b>1400</b>	<b>\$1,906,062.75</b>	<b>\$1,331,352.25</b>	<b>\$3,237,415.00</b>	<b>\$0.00</b>	<b>\$3,237,415.00</b>	<b>SEGURIDAD SOCIAL</b>	<b>\$1,331,352.25</b>	<b>\$0.00</b>	<b>\$1,906,062.75</b>	<b>\$1,331,352.25</b>	<b>\$1,331,352.25</b>	<b>\$0.00</b>
1410	\$1,674,818.75	\$1,331,352.25	\$3,006,171.00	\$578,087.00	\$2,428,084.00	Aportaciones de seguridad social	\$1,331,352.25	\$0.00	\$1,674,818.75	\$1,331,352.25	\$1,331,352.25	\$0.00
1411	\$1,674,818.75	\$1,331,352.25	\$3,006,171.00	\$578,087.00	\$2,428,084.00	Aportaciones al Instituto de Seguridad y Servicios Sociales	\$1,331,352.25	\$0.00	\$1,674,818.75	\$1,331,352.25	\$1,331,352.25	\$0.00
1420	\$0.00	\$0.00	\$0.00	-\$578,087.00	\$578,087.00	Aportaciones a fondos de vivienda	\$0.00	\$0.00	\$0.00	\$0.00	\$0.00	\$0.00
1421	\$0.00	\$0.00	\$0.00	-\$578,087.00	\$578,087.00	Aportaciones para la vivienda	\$0.00	\$0.00	\$0.00	\$0.00	\$0.00	\$0.00
1430	\$231,244.00	\$0.00	\$231,244.00	\$0.00	\$231,244.00	Aportaciones al sistema para el retiro	\$0.00	\$0.00	\$231,244.00	\$0.00	\$0.00	\$0.00
1431	\$231,244.00	\$0.00	\$231,244.00	\$0.00	\$231,244.00	Aportaciones al sistema de ahorro para el retiro	\$0.00	\$0.00	\$231,244.00	\$0.00	\$0.00	\$0.00
<b>1500</b>	<b>\$1,287,313.04</b>	<b>\$511,837.96</b>	<b>\$1,799,151.00</b>	<b>\$637,137.00</b>	<b>\$1,162,014.00</b>	<b>OTRAS PRESTACIONES SOCIALES Y ECONÓMICAS</b>	<b>\$511,837.96</b>	<b>\$0.00</b>	<b>\$1,287,313.04</b>	<b>\$511,837.96</b>	<b>\$511,837.96</b>	<b>\$0.00</b>
1540	\$417,198.04	\$506,952.96	\$924,151.00	\$924,151.00	\$0.00	Prestaciones contractuales	\$506,952.96	\$0.00	\$417,198.04	\$506,952.96	\$506,952.96	\$0.00
1543	\$417,198.04	\$506,952.96	\$924,151.00	\$924,151.00	\$0.00	Prestaciones establecidas por condiciones generales de trabajo	\$506,952.96	\$0.00	\$417,198.04	\$506,952.96	\$506,952.96	\$0.00
1590	\$870,115.00	\$4,885.00	\$875,000.00	-\$287,014.00	\$1,162,014.00	Otras prestaciones sociales y económicas	\$4,885.00	\$0.00	\$870,115.00	\$4,885.00	\$4,885.00	\$0.00
1591	\$20,115.00	\$4,885.00	\$25,000.00	-\$1,137,014.00	\$1,162,014.00	Otras prestaciones sociales	\$4,885.00	\$0.00	\$20,115.00	\$4,885.00	\$4,885.00	\$0.00
1593	\$850,000.00	\$0.00	\$850,000.00	\$850,000.00	\$0.00	Otras prestaciones	\$0.00	\$0.00	\$850,000.00	\$0.00	\$0.00	\$0.00
<b>1600</b>	<b>\$619,503.00</b>	<b>\$0.00</b>	<b>\$619,503.00</b>	<b>\$168,578.00</b>	<b>\$450,925.00</b>	<b>PREVISIONES</b>	<b>\$0.00</b>	<b>\$0.00</b>	<b>\$619,503.00</b>	<b>\$0.00</b>	<b>\$0.00</b>	<b>\$0.00</b>
1610	\$619,503.00	\$0.00	\$619,503.00	\$168,578.00	\$450,925.00	Previsiones de carácter laboral, económica y de seguridad	\$0.00	\$0.00	\$619,503.00	\$0.00	\$0.00	\$0.00
1613	\$619,503.00	\$0.00	\$619,503.00	\$168,578.00	\$450,925.00	Otras medidas de carácter laboral y económico	\$0.00	\$0.00	\$619,503.00	\$0.00	\$0.00	\$0.00
<b>1700</b>	<b>\$450,000.00</b>	<b>\$0.00</b>	<b>\$450,000.00</b>	<b>\$100,000.00</b>	<b>\$350,000.00</b>	<b>PAGO DE ESTÍMULOS A SERVIDORES PÚBLICOS</b>	<b>\$0.00</b>	<b>\$0.00</b>	<b>\$450,000.00</b>	<b>\$0.00</b>	<b>\$0.00</b>	<b>\$0.00</b>



Usr: planeacion02  
Rep: rptEstadoPresupuestoEgresos\_FF

# Instituto Tecnológico Superior de Tepeaca Estado de Puebla

## Estado del Ejercicio del Presupuesto por Fuente de Financiamiento Al 31/jul./2022

Fecha y hora de Impresión | 08/ago./2022  
12:35 p. m.

Unidad Administrativa		Aprobado	Ampliaciones / (Reducciones)	Presupuesto Vigente	Comprometido	Presupuesto Disponible para Comprometer	Devengado	Comprometid o No Devengado	Presupuesto Sin Devengar	Ejercido	Pagado	Cuentas por Pagar Deuda
Objeto	Gasto											
1710	Estímulos	\$350,000.00	\$100,000.00	\$450,000.00	\$0.00	\$450,000.00	\$0.00	\$0.00	\$450,000.00	\$0.00	\$0.00	\$0.00
1711	Estímulos por productividad y eficiencia	\$350,000.00	\$100,000.00	\$450,000.00	\$0.00	\$450,000.00	\$0.00	\$0.00	\$450,000.00	\$0.00	\$0.00	\$0.00
<b>2000</b>	<b>MATERIALES Y SUMINISTROS</b>	<b>\$1,832,842.00</b>	<b>-\$616,703.00</b>	<b>\$1,216,139.00</b>	<b>\$726,135.11</b>	<b>\$490,003.89</b>	<b>\$726,135.11</b>	<b>\$0.00</b>	<b>\$490,003.89</b>	<b>\$726,135.11</b>	<b>\$726,135.11</b>	<b>\$0.00</b>
<b>2100</b>	<b>MATERIALES DE ADMINISTRACIÓN, EMISIÓN DE DOC</b>	<b>\$196,540.00</b>	<b>-\$17,039.19</b>	<b>\$179,500.81</b>	<b>\$174,094.04</b>	<b>\$5,406.77</b>	<b>\$174,094.04</b>	<b>\$0.00</b>	<b>\$5,406.77</b>	<b>\$174,094.04</b>	<b>\$174,094.04</b>	<b>\$0.00</b>
2110	Materiales, útiles y equipos menores de oficina	\$49,619.00	\$15,290.25	\$64,909.25	\$64,870.64	\$38.61	\$64,870.64	\$0.00	\$38.61	\$64,870.64	\$64,870.64	\$0.00
2111	Materiales, útiles y equipos menores de oficina	\$49,619.00	\$15,290.25	\$64,909.25	\$64,870.64	\$38.61	\$64,870.64	\$0.00	\$38.61	\$64,870.64	\$64,870.64	\$0.00
2140	Materiales, útiles y equipos menores de tecnologías de la	\$29,993.00	\$14,071.56	\$44,064.56	\$44,011.56	\$53.00	\$44,011.56	\$0.00	\$53.00	\$44,011.56	\$44,011.56	\$0.00
2141	Materiales, útiles y equipos menores de tecnologías de la	\$29,993.00	\$14,071.56	\$44,064.56	\$44,011.56	\$53.00	\$44,011.56	\$0.00	\$53.00	\$44,011.56	\$44,011.56	\$0.00
2150	Material impreso e información digital	\$49,950.00	-\$48,951.00	\$999.00	\$999.00	\$0.00	\$999.00	\$0.00	\$0.00	\$999.00	\$999.00	\$0.00
2151	Material impreso e información digital	\$49,950.00	-\$48,951.00	\$999.00	\$999.00	\$0.00	\$999.00	\$0.00	\$0.00	\$999.00	\$999.00	\$0.00
2160	Material de limpieza	\$27,999.00	\$5,255.00	\$33,254.00	\$33,254.00	\$0.00	\$33,254.00	\$0.00	\$0.00	\$33,254.00	\$33,254.00	\$0.00
2161	Material de limpieza	\$27,999.00	\$5,255.00	\$33,254.00	\$33,254.00	\$0.00	\$33,254.00	\$0.00	\$0.00	\$33,254.00	\$33,254.00	\$0.00
2170	Materiales y útiles de enseñanza	\$29,979.00	\$0.00	\$29,979.00	\$24,663.84	\$5,315.16	\$24,663.84	\$0.00	\$5,315.16	\$24,663.84	\$24,663.84	\$0.00
2171	Materiales y útiles de enseñanza	\$29,979.00	\$0.00	\$29,979.00	\$24,663.84	\$5,315.16	\$24,663.84	\$0.00	\$5,315.16	\$24,663.84	\$24,663.84	\$0.00
2180	Materiales para el registro e identificación de bienes y per	\$9,000.00	-\$2,705.00	\$6,295.00	\$6,295.00	\$0.00	\$6,295.00	\$0.00	\$0.00	\$6,295.00	\$6,295.00	\$0.00
2181	Registro e identificación de bienes y personas	\$9,000.00	-\$2,705.00	\$6,295.00	\$6,295.00	\$0.00	\$6,295.00	\$0.00	\$0.00	\$6,295.00	\$6,295.00	\$0.00
<b>2200</b>	<b>ALIMENTOS Y UTENSILIOS</b>	<b>\$49,997.00</b>	<b>\$21,816.66</b>	<b>\$71,813.66</b>	<b>\$71,806.54</b>	<b>\$7.12</b>	<b>\$71,806.54</b>	<b>\$0.00</b>	<b>\$7.12</b>	<b>\$71,806.54</b>	<b>\$71,806.54</b>	<b>\$0.00</b>
2210	Productos alimenticios para personas	\$29,997.00	\$41,816.66	\$71,813.66	\$71,806.54	\$7.12	\$71,806.54	\$0.00	\$7.12	\$71,806.54	\$71,806.54	\$0.00
2213	Productos alimenticios para el personal en las instalacion	\$29,997.00	\$41,816.66	\$71,813.66	\$71,806.54	\$7.12	\$71,806.54	\$0.00	\$7.12	\$71,806.54	\$71,806.54	\$0.00
2230	Utensilios para el servicio de alimentación	\$20,000.00	-\$20,000.00	\$0.00	\$0.00	\$0.00	\$0.00	\$0.00	\$0.00	\$0.00	\$0.00	\$0.00
2231	Utensilios para el servicio de alimentación	\$20,000.00	-\$20,000.00	\$0.00	\$0.00	\$0.00	\$0.00	\$0.00	\$0.00	\$0.00	\$0.00	\$0.00
<b>2400</b>	<b>MATERIALES Y ARTÍCULOS DE CONSTRUCCIÓN Y DE</b>	<b>\$275,421.00</b>	<b>-\$204,068.76</b>	<b>\$71,352.24</b>	<b>\$30,274.96</b>	<b>\$41,077.28</b>	<b>\$30,274.96</b>	<b>\$0.00</b>	<b>\$41,077.28</b>	<b>\$30,274.96</b>	<b>\$30,274.96</b>	<b>\$0.00</b>
2410	Productos minerales no metálicos	\$25,000.00	-\$25,000.00	\$0.00	\$0.00	\$0.00	\$0.00	\$0.00	\$0.00	\$0.00	\$0.00	\$0.00
2411	Productos minerales no metálicos	\$25,000.00	-\$25,000.00	\$0.00	\$0.00	\$0.00	\$0.00	\$0.00	\$0.00	\$0.00	\$0.00	\$0.00
2420	Cemento y productos de concreto	\$27,858.00	-\$27,858.00	\$0.00	\$0.00	\$0.00	\$0.00	\$0.00	\$0.00	\$0.00	\$0.00	\$0.00
2421	Cemento y productos de concreto	\$27,858.00	-\$27,858.00	\$0.00	\$0.00	\$0.00	\$0.00	\$0.00	\$0.00	\$0.00	\$0.00	\$0.00
2430	Cal, yeso y productos de yeso	\$24,955.00	-\$24,955.00	\$0.00	\$0.00	\$0.00	\$0.00	\$0.00	\$0.00	\$0.00	\$0.00	\$0.00
2431	Cal, yeso y productos de yeso	\$24,955.00	-\$24,955.00	\$0.00	\$0.00	\$0.00	\$0.00	\$0.00	\$0.00	\$0.00	\$0.00	\$0.00
2440	Madera y productos de madera	\$19,919.00	\$0.00	\$19,919.00	\$13,287.80	\$6,631.20	\$13,287.80	\$0.00	\$6,631.20	\$13,287.80	\$13,287.80	\$0.00
2441	Madera y productos de madera	\$19,919.00	\$0.00	\$19,919.00	\$13,287.80	\$6,631.20	\$13,287.80	\$0.00	\$6,631.20	\$13,287.80	\$13,287.80	\$0.00
2450	Vidrio y productos de vidrio	\$27,840.00	-\$27,840.00	\$0.00	\$0.00	\$0.00	\$0.00	\$0.00	\$0.00	\$0.00	\$0.00	\$0.00



Utr: planeacion02

Rep: rptEstadoPresupuestoEgresos\_FF

# Instituto Tecnológico Superior de Tepeaca Estado de Puebla

## Estado del Ejercicio del Presupuesto por Fuente de Financiamiento Al 31/jul./2022

Fecha y hora de Impresión | 08/ago./2022  
12:35 p. m.

Unidad Administrativa		Aprobado	Ampliaciones / (Reducciones)	Presupuesto Vigente	Comprometido	Presupuesto Disponible para Comprometer	Devengado	Comprometid o No Devengado	Presupuesto Sin Devengar	Ejercido	Pagado	Cuentas por Pagar Deuda
Objeto	del Gasto											
2451	Vidrio y productos de vidrio	\$27,840.00	-\$27,840.00	\$0.00	\$0.00	\$0.00	\$0.00	\$0.00	\$0.00	\$0.00	\$0.00	\$0.00
2460	Material eléctrico y electrónico	\$35,000.00	-\$7,519.09	\$27,480.91	\$9,594.81	\$17,886.10	\$9,594.81	\$0.00	\$17,886.10	\$9,594.81	\$9,594.81	\$0.00
2461	Material eléctrico y electrónico	\$35,000.00	-\$7,519.09	\$27,480.91	\$9,594.81	\$17,886.10	\$9,594.81	\$0.00	\$17,886.10	\$9,594.81	\$9,594.81	\$0.00
2470	Artículos metálicos para la construcción	\$25,000.00	-\$5,570.00	\$19,430.00	\$5,074.04	\$14,355.96	\$5,074.04	\$0.00	\$14,355.96	\$5,074.04	\$5,074.04	\$0.00
2471	Artículos metálicos para la construcción	\$25,000.00	-\$5,570.00	\$19,430.00	\$5,074.04	\$14,355.96	\$5,074.04	\$0.00	\$14,355.96	\$5,074.04	\$5,074.04	\$0.00
2480	Materiales complementarios	\$44,849.00	-\$44,579.00	\$270.00	\$270.00	\$0.00	\$270.00	\$0.00	\$0.00	\$270.00	\$270.00	\$0.00
2481	Materiales Complementarios	\$44,849.00	-\$44,579.00	\$270.00	\$270.00	\$0.00	\$270.00	\$0.00	\$0.00	\$270.00	\$270.00	\$0.00
2490	Otros materiales y artículos de construcción y reparación	\$45,000.00	-\$40,747.67	\$4,252.33	\$2,048.31	\$2,204.02	\$2,048.31	\$0.00	\$2,204.02	\$2,048.31	\$2,048.31	\$0.00
2491	Otros materiales y artículos de construcción y reparación	\$45,000.00	-\$40,747.67	\$4,252.33	\$2,048.31	\$2,204.02	\$2,048.31	\$0.00	\$2,204.02	\$2,048.31	\$2,048.31	\$0.00
<b>2500</b>	<b>PRODUCTOS QUÍMICOS, FARMACÉUTICOS Y DE LABI</b>	<b>\$245,233.00</b>	<b>-\$94,733.00</b>	<b>\$150,500.00</b>	<b>\$61,801.91</b>	<b>\$88,698.09</b>	<b>\$61,801.91</b>	<b>\$0.00</b>	<b>\$88,698.09</b>	<b>\$61,801.91</b>	<b>\$61,801.91</b>	<b>\$0.00</b>
2510	Productos químicos básicos	\$34,997.00	-\$34,997.00	\$0.00	\$0.00	\$0.00	\$0.00	\$0.00	\$0.00	\$0.00	\$0.00	\$0.00
2511	Productos químicos básicos	\$34,997.00	-\$34,997.00	\$0.00	\$0.00	\$0.00	\$0.00	\$0.00	\$0.00	\$0.00	\$0.00	\$0.00
2520	Fertilizantes, pesticidas y otros agroquímicos	\$34,815.00	-\$34,815.00	\$0.00	\$0.00	\$0.00	\$0.00	\$0.00	\$0.00	\$0.00	\$0.00	\$0.00
2521	Fertilizantes, pesticidas y otros agroquímicos	\$34,815.00	-\$34,815.00	\$0.00	\$0.00	\$0.00	\$0.00	\$0.00	\$0.00	\$0.00	\$0.00	\$0.00
2530	Medicinas y productos farmacéuticos	\$34,994.00	\$0.00	\$34,994.00	\$4,873.87	\$30,120.13	\$4,873.87	\$0.00	\$30,120.13	\$4,873.87	\$4,873.87	\$0.00
2531	Medicinas y productos farmacéuticos	\$34,994.00	\$0.00	\$34,994.00	\$4,873.87	\$30,120.13	\$4,873.87	\$0.00	\$30,120.13	\$4,873.87	\$4,873.87	\$0.00
2540	Materiales, accesorios y suministros médicos	\$24,997.00	\$0.00	\$24,997.00	\$19,341.84	\$5,655.16	\$19,341.84	\$0.00	\$5,655.16	\$19,341.84	\$19,341.84	\$0.00
2541	Materiales, accesorios y suministros médicos	\$24,997.00	\$0.00	\$24,997.00	\$19,341.84	\$5,655.16	\$19,341.84	\$0.00	\$5,655.16	\$19,341.84	\$19,341.84	\$0.00
2550	Materiales, accesorios y suministros de laboratorio	\$24,921.00	-\$24,921.00	\$0.00	\$0.00	\$0.00	\$0.00	\$0.00	\$0.00	\$0.00	\$0.00	\$0.00
2551	Materiales, accesorios y suministros de laboratorio	\$24,921.00	-\$24,921.00	\$0.00	\$0.00	\$0.00	\$0.00	\$0.00	\$0.00	\$0.00	\$0.00	\$0.00
2560	Fibras sintéticas, hules, plásticos y derivados	\$45,000.00	\$0.00	\$45,000.00	\$13,945.40	\$31,054.60	\$13,945.40	\$0.00	\$31,054.60	\$13,945.40	\$13,945.40	\$0.00
2561	Fibras sintéticas, hules, plásticos y derivados	\$45,000.00	\$0.00	\$45,000.00	\$13,945.40	\$31,054.60	\$13,945.40	\$0.00	\$31,054.60	\$13,945.40	\$13,945.40	\$0.00
2590	Otros productos químicos	\$45,509.00	\$0.00	\$45,509.00	\$23,640.80	\$21,868.20	\$23,640.80	\$0.00	\$21,868.20	\$23,640.80	\$23,640.80	\$0.00
2591	Otros productos químicos	\$45,509.00	\$0.00	\$45,509.00	\$23,640.80	\$21,868.20	\$23,640.80	\$0.00	\$21,868.20	\$23,640.80	\$23,640.80	\$0.00
<b>2600</b>	<b>COMBUSTIBLES, LUBRICANTES Y ADITIVOS</b>	<b>\$279,989.00</b>	<b>\$0.00</b>	<b>\$279,989.00</b>	<b>\$119,147.74</b>	<b>\$160,841.26</b>	<b>\$119,147.74</b>	<b>\$0.00</b>	<b>\$160,841.26</b>	<b>\$119,147.74</b>	<b>\$119,147.74</b>	<b>\$0.00</b>
2610	Combustibles, lubricantes y aditivos	\$279,989.00	\$0.00	\$279,989.00	\$119,147.74	\$160,841.26	\$119,147.74	\$0.00	\$160,841.26	\$119,147.74	\$119,147.74	\$0.00
2612	Combustibles, lubricantes y aditivos para vehículos destir	\$279,989.00	\$0.00	\$279,989.00	\$119,147.74	\$160,841.26	\$119,147.74	\$0.00	\$160,841.26	\$119,147.74	\$119,147.74	\$0.00
<b>2700</b>	<b>VESTUARIO, BLANCOS, PRENDAS DE PROTECCIÓN Y</b>	<b>\$276,613.00</b>	<b>-\$90,229.67</b>	<b>\$186,383.33</b>	<b>\$155,727.00</b>	<b>\$30,656.33</b>	<b>\$155,727.00</b>	<b>\$0.00</b>	<b>\$30,656.33</b>	<b>\$155,727.00</b>	<b>\$155,727.00</b>	<b>\$0.00</b>
2710	Vestuario y uniformes	\$74,942.00	\$70,033.64	\$144,975.64	\$144,975.64	\$0.00	\$144,975.64	\$0.00	\$0.00	\$144,975.64	\$144,975.64	\$0.00
2711	Vestuario y uniformes	\$74,942.00	\$70,033.64	\$144,975.64	\$144,975.64	\$0.00	\$144,975.64	\$0.00	\$0.00	\$144,975.64	\$144,975.64	\$0.00
2720	Prendas de seguridad y protección personal	\$71,703.00	-\$59,553.04	\$12,149.96	\$3,301.36	\$8,848.60	\$3,301.36	\$0.00	\$8,848.60	\$3,301.36	\$3,301.36	\$0.00



Usr: planeacion02  
Rep: rptEstadoPresupuestoEgresos\_FF

## Instituto Tecnológico Superior de Tepeaca Estado de Puebla

### Estado del Ejercicio del Presupuesto por Fuente de Financiamiento Al 31/jul./2022

Fecha y hora de Impresión | 08/ago./2022  
12:35 p. m.

Unidad Administrativa		Aprobado	Ampliaciones / (Reducciones)	Presupuesto Vigente	Comprometido	Presupuesto Disponible para Comprometer	Devengado	Comprometid o No Devengado	Presupuesto Sin Devengar	Ejercido	Pagado	Cuentas por Pagar Deuda
Objeto	del Gasto											
2721	Prendas de seguridad y protección personal	\$71,703.00	-\$59,553.04	\$12,149.96	\$3,301.36	\$8,848.60	\$3,301.36	\$0.00	\$8,848.60	\$3,301.36	\$3,301.36	\$0.00
2730	Artículos deportivos	\$79,986.00	-\$79,986.00	\$0.00	\$0.00	\$0.00	\$0.00	\$0.00	\$0.00	\$0.00	\$0.00	\$0.00
2731	Artículos deportivos	\$79,986.00	-\$79,986.00	\$0.00	\$0.00	\$0.00	\$0.00	\$0.00	\$0.00	\$0.00	\$0.00	\$0.00
2740	Productos textiles	\$49,982.00	-\$20,724.27	\$29,257.73	\$7,450.00	\$21,807.73	\$7,450.00	\$0.00	\$21,807.73	\$7,450.00	\$7,450.00	\$0.00
2741	Productos textiles	\$49,982.00	-\$20,724.27	\$29,257.73	\$7,450.00	\$21,807.73	\$7,450.00	\$0.00	\$21,807.73	\$7,450.00	\$7,450.00	\$0.00
<b>2900</b>	<b>HERRAMIENTAS, REFACCIONES Y ACCESORIOS MEN</b>	<b>\$509,049.00</b>	<b>-\$232,449.04</b>	<b>\$276,599.96</b>	<b>\$113,282.92</b>	<b>\$163,317.04</b>	<b>\$113,282.92</b>	<b>\$0.00</b>	<b>\$163,317.04</b>	<b>\$113,282.92</b>	<b>\$113,282.92</b>	<b>\$0.00</b>
2910	Herramientas menores	\$79,120.00	-\$75,650.71	\$3,469.29	\$3,132.89	\$336.40	\$3,132.89	\$0.00	\$336.40	\$3,132.89	\$3,132.89	\$0.00
2911	Herramientas menores	\$79,120.00	-\$75,650.71	\$3,469.29	\$3,132.89	\$336.40	\$3,132.89	\$0.00	\$336.40	\$3,132.89	\$3,132.89	\$0.00
2920	Refacciones y accesorios menores de edificios	\$60,000.00	-\$45,053.01	\$14,946.99	\$14,946.99	\$0.00	\$14,946.99	\$0.00	\$0.00	\$14,946.99	\$14,946.99	\$0.00
2921	Refacciones y accesorios menores de edificios	\$60,000.00	-\$45,053.01	\$14,946.99	\$14,946.99	\$0.00	\$14,946.99	\$0.00	\$0.00	\$14,946.99	\$14,946.99	\$0.00
2930	Refacciones y accesorios menores de mobiliario y equipo	\$45,000.00	-\$45,000.00	\$0.00	\$0.00	\$0.00	\$0.00	\$0.00	\$0.00	\$0.00	\$0.00	\$0.00
2931	Refacciones y accesorios menores de mobiliario y equipo	\$45,000.00	-\$45,000.00	\$0.00	\$0.00	\$0.00	\$0.00	\$0.00	\$0.00	\$0.00	\$0.00	\$0.00
2940	Refacciones y accesorios menores de equipo de cómputo	\$149,988.00	-\$3,480.00	\$146,508.00	\$75,011.81	\$71,496.19	\$75,011.81	\$0.00	\$71,496.19	\$75,011.81	\$75,011.81	\$0.00
2941	Refacciones y accesorios menores para equipo de cómputo	\$149,988.00	-\$3,480.00	\$146,508.00	\$75,011.81	\$71,496.19	\$75,011.81	\$0.00	\$71,496.19	\$75,011.81	\$75,011.81	\$0.00
2960	Refacciones y accesorios menores de equipo de transporte	\$109,989.00	-\$336.40	\$109,652.60	\$18,168.15	\$91,484.45	\$18,168.15	\$0.00	\$91,484.45	\$18,168.15	\$18,168.15	\$0.00
2961	Refacciones y accesorios menores de equipo de transporte	\$109,989.00	-\$336.40	\$109,652.60	\$18,168.15	\$91,484.45	\$18,168.15	\$0.00	\$91,484.45	\$18,168.15	\$18,168.15	\$0.00
2980	Refacciones y accesorios menores de maquinaria y otros	\$14,952.00	-\$14,467.00	\$485.00	\$485.00	\$0.00	\$485.00	\$0.00	\$0.00	\$485.00	\$485.00	\$0.00
2981	Refacciones y accesorios menores de maquinaria y otros	\$14,952.00	-\$14,467.00	\$485.00	\$485.00	\$0.00	\$485.00	\$0.00	\$0.00	\$485.00	\$485.00	\$0.00
2990	Refacciones y accesorios menores otros bienes muebles	\$50,000.00	-\$48,461.92	\$1,538.08	\$1,538.08	\$0.00	\$1,538.08	\$0.00	\$0.00	\$1,538.08	\$1,538.08	\$0.00
2991	Refacciones y accesorios menores de otros bienes muebles	\$50,000.00	-\$48,461.92	\$1,538.08	\$1,538.08	\$0.00	\$1,538.08	\$0.00	\$0.00	\$1,538.08	\$1,538.08	\$0.00
<b>3000</b>	<b>SERVICIOS GENERALES</b>	<b>\$4,006,557.00</b>	<b>-\$1,968,257.00</b>	<b>\$2,038,300.00</b>	<b>\$1,482,594.58</b>	<b>\$555,705.42</b>	<b>\$1,460,672.68</b>	<b>\$21,921.90</b>	<b>\$577,627.32</b>	<b>\$1,460,672.68</b>	<b>\$1,430,832.66</b>	<b>\$29,840.02</b>
<b>3100</b>	<b>SERVICIOS BÁSICOS</b>	<b>\$360,189.00</b>	<b>-\$145,134.14</b>	<b>\$215,054.86</b>	<b>\$125,647.19</b>	<b>\$89,407.67</b>	<b>\$125,647.19</b>	<b>\$0.00</b>	<b>\$89,407.67</b>	<b>\$125,647.19</b>	<b>\$125,647.19</b>	<b>\$0.00</b>
3110	Energía eléctrica	\$130,092.00	-\$38,941.00	\$91,151.00	\$56,110.00	\$35,041.00	\$56,110.00	\$0.00	\$35,041.00	\$56,110.00	\$56,110.00	\$0.00
3111	Servicio de energía eléctrica	\$130,092.00	-\$38,941.00	\$91,151.00	\$56,110.00	\$35,041.00	\$56,110.00	\$0.00	\$35,041.00	\$56,110.00	\$56,110.00	\$0.00
3120	Gas	\$25,432.00	\$0.00	\$25,432.00	\$8,411.40	\$17,020.60	\$8,411.40	\$0.00	\$17,020.60	\$8,411.40	\$8,411.40	\$0.00
3121	Servicio de gas	\$25,432.00	\$0.00	\$25,432.00	\$8,411.40	\$17,020.60	\$8,411.40	\$0.00	\$17,020.60	\$8,411.40	\$8,411.40	\$0.00
3130	Agua	\$26,174.00	-\$22,873.67	\$3,300.33	\$2,610.00	\$690.33	\$2,610.00	\$0.00	\$690.33	\$2,610.00	\$2,610.00	\$0.00
3131	Servicio de agua	\$26,174.00	-\$22,873.67	\$3,300.33	\$2,610.00	\$690.33	\$2,610.00	\$0.00	\$690.33	\$2,610.00	\$2,610.00	\$0.00
3140	Telefonía tradicional	\$10,326.00	\$0.00	\$10,326.00	\$3,540.91	\$6,785.09	\$3,540.91	\$0.00	\$6,785.09	\$3,540.91	\$3,540.91	\$0.00
3141	Servicio telefónico convencional	\$10,326.00	\$0.00	\$10,326.00	\$3,540.91	\$6,785.09	\$3,540.91	\$0.00	\$6,785.09	\$3,540.91	\$3,540.91	\$0.00
3150	Telefonía celular	\$8,600.00	\$0.00	\$8,600.00	\$0.00	\$8,600.00	\$0.00	\$0.00	\$8,600.00	\$0.00	\$0.00	\$0.00



Usr: planeacion02  
Rep: rptEstadoPresupuestoEgresos\_FF

# Instituto Tecnológico Superior de Tepeaca Estado de Puebla

## Estado del Ejercicio del Presupuesto por Fuente de Financiamiento Al 31/jul./2022

Fecha y hora de Impresión | 08/ago./2022  
12:35 p. m.

Unidad Administrativa		Aprobado	Ampliaciones / (Reducciones)	Presupuesto Vigente	Comprometido	Presupuesto Disponible para Comprometer	Devengado	Comprometid o No Devengado	Presupuesto Sin Devengar	Ejercido	Pagado	Cuentas por Pagar Deuda
Objeto	del Gasto											
3151	Servicio de telefonía celular	\$8,600.00	\$0.00	\$8,600.00	\$0.00	\$8,600.00	\$0.00	\$0.00	\$8,600.00	\$0.00	\$0.00	\$0.00
3170	Servicios de acceso de Internet, redes y procesamiento d	\$156,217.00	-\$83,319.47	\$72,897.53	\$54,569.88	\$18,327.65	\$54,569.88	\$0.00	\$18,327.65	\$54,569.88	\$54,569.88	\$0.00
3171	Servicios de acceso de internet	\$120,576.00	-\$85,418.00	\$35,158.00	\$17,400.00	\$17,758.00	\$17,400.00	\$0.00	\$17,758.00	\$17,400.00	\$17,400.00	\$0.00
3172	Servicios de redes y procesamiento de información	\$35,641.00	\$2,098.53	\$37,739.53	\$37,169.88	\$569.65	\$37,169.88	\$0.00	\$569.65	\$37,169.88	\$37,169.88	\$0.00
3180	Servicios postales y telegráficos	\$3,348.00	\$0.00	\$3,348.00	\$405.00	\$2,943.00	\$405.00	\$0.00	\$2,943.00	\$405.00	\$405.00	\$0.00
3181	Servicio postal	\$3,348.00	\$0.00	\$3,348.00	\$405.00	\$2,943.00	\$405.00	\$0.00	\$2,943.00	\$405.00	\$405.00	\$0.00
<b>3200</b>	<b>SERVICIOS DE ARRENDAMIENTO</b>	<b>\$302,900.00</b>	<b>-\$129,401.83</b>	<b>\$173,498.17</b>	<b>\$168,072.70</b>	<b>\$5,425.47</b>	<b>\$163,550.80</b>	<b>\$4,521.90</b>	<b>\$9,947.37</b>	<b>\$163,550.80</b>	<b>\$163,550.80</b>	<b>\$0.00</b>
3230	Arrendamiento de mobiliario y equipo de administración, €	\$57,900.00	-\$14,974.53	\$42,925.47	\$37,500.00	\$5,425.47	\$37,500.00	\$0.00	\$5,425.47	\$37,500.00	\$37,500.00	\$0.00
3232	Arrendamiento de equipo y bienes informáticos	\$57,900.00	-\$14,974.53	\$42,925.47	\$37,500.00	\$5,425.47	\$37,500.00	\$0.00	\$5,425.47	\$37,500.00	\$37,500.00	\$0.00
3250	Arrendamiento de equipo de transporte	\$0.00	\$9,860.00	\$9,860.00	\$9,860.00	\$0.00	\$9,860.00	\$0.00	\$0.00	\$9,860.00	\$9,860.00	\$0.00
3251	Arrendamiento de vehículos terrestres, aéreos, marítimos	\$0.00	\$9,860.00	\$9,860.00	\$9,860.00	\$0.00	\$9,860.00	\$0.00	\$0.00	\$9,860.00	\$9,860.00	\$0.00
3260	Arrendamiento de maquinaria, otros equipos y herramient	\$65,000.00	-\$56,126.00	\$8,874.00	\$8,874.00	\$0.00	\$8,874.00	\$0.00	\$0.00	\$8,874.00	\$8,874.00	\$0.00
3261	Arrendamiento de maquinaria, otros equipos y herramient	\$65,000.00	-\$56,126.00	\$8,874.00	\$8,874.00	\$0.00	\$8,874.00	\$0.00	\$0.00	\$8,874.00	\$8,874.00	\$0.00
3270	Arrendamiento de activos intangibles	\$85,000.00	-\$17,682.10	\$67,317.90	\$67,317.90	\$0.00	\$62,796.00	\$4,521.90	\$4,521.90	\$62,796.00	\$62,796.00	\$0.00
3271	Derechos de autor, patentes, regalías y otros	\$85,000.00	-\$17,682.10	\$67,317.90	\$67,317.90	\$0.00	\$62,796.00	\$4,521.90	\$4,521.90	\$62,796.00	\$62,796.00	\$0.00
3290	Otros arrendamientos	\$95,000.00	-\$50,479.20	\$44,520.80	\$44,520.80	\$0.00	\$44,520.80	\$0.00	\$0.00	\$44,520.80	\$44,520.80	\$0.00
3291	Otros arrendamientos	\$95,000.00	-\$50,479.20	\$44,520.80	\$44,520.80	\$0.00	\$44,520.80	\$0.00	\$0.00	\$44,520.80	\$44,520.80	\$0.00
<b>3300</b>	<b>SERVICIOS PROFESIONALES, CIENTÍFICOS, TÉCNICO</b>	<b>\$1,289,968.00</b>	<b>-\$380,748.09</b>	<b>\$909,219.91</b>	<b>\$480,129.04</b>	<b>\$429,090.87</b>	<b>\$480,129.04</b>	<b>\$0.00</b>	<b>\$429,090.87</b>	<b>\$480,129.04</b>	<b>\$480,129.04</b>	<b>\$0.00</b>
3310	Servicios legales, de contabilidad, auditoría y relacionado	\$149,757.00	\$0.00	\$149,757.00	\$26,432.03	\$123,324.97	\$26,432.03	\$0.00	\$123,324.97	\$26,432.03	\$26,432.03	\$0.00
3311	Servicios relacionados con procedimientos jurisdiccionales	\$149,757.00	\$0.00	\$149,757.00	\$26,432.03	\$123,324.97	\$26,432.03	\$0.00	\$123,324.97	\$26,432.03	\$26,432.03	\$0.00
3330	Servicios de consultoría administrativa, procesos, técnica	\$323,334.00	-\$237,916.00	\$85,418.00	\$0.00	\$85,418.00	\$0.00	\$0.00	\$85,418.00	\$0.00	\$0.00	\$0.00
3333	Servicios relacionados con certificación de procesos	\$323,334.00	-\$237,916.00	\$85,418.00	\$0.00	\$85,418.00	\$0.00	\$0.00	\$85,418.00	\$0.00	\$0.00	\$0.00
3340	Servicios de capacitación	\$220,857.00	-\$173,798.90	\$47,058.10	\$0.00	\$47,058.10	\$0.00	\$0.00	\$47,058.10	\$0.00	\$0.00	\$0.00
3341	Capacitación institucional	\$220,857.00	-\$173,798.90	\$47,058.10	\$0.00	\$47,058.10	\$0.00	\$0.00	\$47,058.10	\$0.00	\$0.00	\$0.00
3350	Servicios de investigación científica y desarrollo	\$0.00	\$399.00	\$399.00	\$399.00	\$0.00	\$399.00	\$0.00	\$0.00	\$399.00	\$399.00	\$0.00
3351	Servicios de investigación científica y desarrollo	\$0.00	\$399.00	\$399.00	\$399.00	\$0.00	\$399.00	\$0.00	\$0.00	\$399.00	\$399.00	\$0.00
3360	Servicios de apoyo administrativo, traducción, fotocopiada	\$140,000.00	\$30,567.81	\$170,567.81	\$159,368.01	\$11,199.80	\$159,368.01	\$0.00	\$11,199.80	\$159,368.01	\$159,368.01	\$0.00
3362	Servicios de apoyo administrativo	\$55,000.00	-\$53,541.40	\$1,458.60	\$1,458.60	\$0.00	\$1,458.60	\$0.00	\$0.00	\$1,458.60	\$1,458.60	\$0.00
3364	Servicios de impresión de material informativo derivado d	\$85,000.00	\$84,109.21	\$169,109.21	\$157,909.41	\$11,199.80	\$157,909.41	\$0.00	\$11,199.80	\$157,909.41	\$157,909.41	\$0.00
3380	Servicios de vigilancia	\$456,020.00	\$0.00	\$456,020.00	\$293,930.00	\$162,090.00	\$293,930.00	\$0.00	\$162,090.00	\$293,930.00	\$293,930.00	\$0.00
3381	Servicios de vigilancia	\$456,020.00	\$0.00	\$456,020.00	\$293,930.00	\$162,090.00	\$293,930.00	\$0.00	\$162,090.00	\$293,930.00	\$293,930.00	\$0.00



Usr: planeacion02

Rep: rptEstadoPresupuestoEgresos\_FF

# Instituto Tecnológico Superior de Tepeaca Estado de Puebla

## Estado del Ejercicio del Presupuesto por Fuente de Financiamiento Al 31/jul./2022

Fecha y hora de Impresión | 08/ago./2022  
12:35 p. m.

Objeto del Gasto	Unidad Administrativa	Aprobado	Ampliaciones / (Reducciones)	Presupuesto Vigente	Comprometido	Presupuesto Disponible para Comprometer	Devengado	Comprometid o No Devengado	Presupuesto Sin Devengar	Ejercido	Pagado	Cuentas por Pagar Deuda
<b>3400</b>	<b>SERVICIOS FINANCIEROS, BANCARIOS Y COMERCIA</b>	<b>\$159,572.00</b>	<b>-\$101,221.31</b>	<b>\$58,350.69</b>	<b>\$58,350.69</b>	<b>\$0.00</b>	<b>\$58,350.69</b>	<b>\$0.00</b>	<b>\$0.00</b>	<b>\$58,350.69</b>	<b>\$58,350.69</b>	<b>\$0.00</b>
3410	Servicios financieros y bancarios	\$8,500.00	-\$8,312.08	\$187.92	\$187.92	\$0.00	\$187.92	\$0.00	\$0.00	\$187.92	\$187.92	\$0.00
3411	Servicios financieros y bancarios	\$8,500.00	-\$8,312.08	\$187.92	\$187.92	\$0.00	\$187.92	\$0.00	\$0.00	\$187.92	\$187.92	\$0.00
3450	Seguro de bienes patrimoniales	\$46,072.00	-\$46,072.00	\$0.00	\$0.00	\$0.00	\$0.00	\$0.00	\$0.00	\$0.00	\$0.00	\$0.00
3451	Seguros de bienes patrimoniales	\$46,072.00	-\$46,072.00	\$0.00	\$0.00	\$0.00	\$0.00	\$0.00	\$0.00	\$0.00	\$0.00	\$0.00
3480	Comisiones por ventas	\$70,000.00	-\$11,837.23	\$58,162.77	\$58,162.77	\$0.00	\$58,162.77	\$0.00	\$0.00	\$58,162.77	\$58,162.77	\$0.00
3481	Comisiones por ventas	\$70,000.00	-\$11,837.23	\$58,162.77	\$58,162.77	\$0.00	\$58,162.77	\$0.00	\$0.00	\$58,162.77	\$58,162.77	\$0.00
3490	Servicios financieros, bancarios y comerciales integrales	\$35,000.00	-\$35,000.00	\$0.00	\$0.00	\$0.00	\$0.00	\$0.00	\$0.00	\$0.00	\$0.00	\$0.00
3491	Servicios financieros, bancarios y comerciales integrales	\$35,000.00	-\$35,000.00	\$0.00	\$0.00	\$0.00	\$0.00	\$0.00	\$0.00	\$0.00	\$0.00	\$0.00
<b>3500</b>	<b>SERVICIOS DE INSTALACIÓN, REPARACIÓN, MANTEN</b>	<b>\$580,000.00</b>	<b>-\$421,253.74</b>	<b>\$158,746.26</b>	<b>\$158,746.26</b>	<b>\$0.00</b>	<b>\$141,346.26</b>	<b>\$17,400.00</b>	<b>\$17,400.00</b>	<b>\$141,346.26</b>	<b>\$141,346.26</b>	<b>\$0.00</b>
3510	Conservación y mantenimiento menor de inmuebles	\$50,000.00	-\$50,000.00	\$0.00	\$0.00	\$0.00	\$0.00	\$0.00	\$0.00	\$0.00	\$0.00	\$0.00
3512	Mantenimiento y conservación menor de inmuebles para	\$50,000.00	-\$50,000.00	\$0.00	\$0.00	\$0.00	\$0.00	\$0.00	\$0.00	\$0.00	\$0.00	\$0.00
3520	Instalación, reparación y mantenimiento de mobiliario y ex	\$65,000.00	-\$51,786.00	\$13,214.00	\$13,214.00	\$0.00	\$13,214.00	\$0.00	\$0.00	\$13,214.00	\$13,214.00	\$0.00
3521	Mantenimiento y conservación de mobiliario y equipo de e	\$65,000.00	-\$51,786.00	\$13,214.00	\$13,214.00	\$0.00	\$13,214.00	\$0.00	\$0.00	\$13,214.00	\$13,214.00	\$0.00
3530	Instalación, reparación y mantenimiento de equipo de cón	\$50,000.00	-\$20,942.00	\$29,058.00	\$29,058.00	\$0.00	\$11,658.00	\$17,400.00	\$17,400.00	\$11,658.00	\$11,658.00	\$0.00
3531	Instalación, reparación y mantenimiento de equipo de cón	\$50,000.00	-\$20,942.00	\$29,058.00	\$29,058.00	\$0.00	\$11,658.00	\$17,400.00	\$17,400.00	\$11,658.00	\$11,658.00	\$0.00
3550	Reparación y mantenimiento de equipo de transporte	\$145,000.00	-\$124,839.74	\$20,160.26	\$20,160.26	\$0.00	\$20,160.26	\$0.00	\$0.00	\$20,160.26	\$20,160.26	\$0.00
3551	Mantenimiento y conservación de vehículos terrestres, aé	\$145,000.00	-\$124,839.74	\$20,160.26	\$20,160.26	\$0.00	\$20,160.26	\$0.00	\$0.00	\$20,160.26	\$20,160.26	\$0.00
3570	Instalación, reparación y mantenimiento de maquinaria, o	\$90,000.00	-\$77,032.00	\$12,968.00	\$12,968.00	\$0.00	\$12,968.00	\$0.00	\$0.00	\$12,968.00	\$12,968.00	\$0.00
3571	Instalación, reparación y mantenimiento de maquinaria y i	\$55,000.00	-\$43,656.00	\$11,344.00	\$11,344.00	\$0.00	\$11,344.00	\$0.00	\$0.00	\$11,344.00	\$11,344.00	\$0.00
3572	Instalación, reparación y mantenimiento de maquinaria y i	\$35,000.00	-\$33,376.00	\$1,624.00	\$1,624.00	\$0.00	\$1,624.00	\$0.00	\$0.00	\$1,624.00	\$1,624.00	\$0.00
3580	Servicios de limpieza y manejo de desechos	\$95,000.00	-\$74,990.00	\$20,010.00	\$20,010.00	\$0.00	\$20,010.00	\$0.00	\$0.00	\$20,010.00	\$20,010.00	\$0.00
3581	Servicios de limpieza y manejo de desechos	\$95,000.00	-\$74,990.00	\$20,010.00	\$20,010.00	\$0.00	\$20,010.00	\$0.00	\$0.00	\$20,010.00	\$20,010.00	\$0.00
3590	Servicios de jardinería y fumigación	\$85,000.00	-\$21,664.00	\$63,336.00	\$63,336.00	\$0.00	\$63,336.00	\$0.00	\$0.00	\$63,336.00	\$63,336.00	\$0.00
3591	Servicios de jardinería y fumigación	\$85,000.00	-\$21,664.00	\$63,336.00	\$63,336.00	\$0.00	\$63,336.00	\$0.00	\$0.00	\$63,336.00	\$63,336.00	\$0.00
<b>3600</b>	<b>SERVICIOS DE COMUNICACIÓN SOCIAL Y PUBLICIDA</b>	<b>\$80,000.00</b>	<b>-\$78,420.98</b>	<b>\$1,579.02</b>	<b>\$1,579.02</b>	<b>\$0.00</b>	<b>\$1,579.02</b>	<b>\$0.00</b>	<b>\$0.00</b>	<b>\$1,579.02</b>	<b>\$1,579.02</b>	<b>\$0.00</b>
3610	Difusión por radio, televisión y otros medios de mensajes	\$0.00	\$1,579.02	\$1,579.02	\$1,579.02	\$0.00	\$1,579.02	\$0.00	\$0.00	\$1,579.02	\$1,579.02	\$0.00
3611	Difusión por radio, televisión y otros medios de mensajes	\$0.00	\$1,579.02	\$1,579.02	\$1,579.02	\$0.00	\$1,579.02	\$0.00	\$0.00	\$1,579.02	\$1,579.02	\$0.00
3620	Difusión por radio, televisión y otros medios de mensajes	\$80,000.00	-\$80,000.00	\$0.00	\$0.00	\$0.00	\$0.00	\$0.00	\$0.00	\$0.00	\$0.00	\$0.00
3621	Difusión por radio, televisión y otros medios de mensajes	\$80,000.00	-\$80,000.00	\$0.00	\$0.00	\$0.00	\$0.00	\$0.00	\$0.00	\$0.00	\$0.00	\$0.00
<b>3700</b>	<b>SERVICIOS DE TRASLADOS Y VIÁTICOS</b>	<b>\$280,000.00</b>	<b>-\$218,525.25</b>	<b>\$61,474.75</b>	<b>\$53,713.32</b>	<b>\$7,761.43</b>	<b>\$53,713.32</b>	<b>\$0.00</b>	<b>\$7,761.43</b>	<b>\$53,713.32</b>	<b>\$53,713.32</b>	<b>\$0.00</b>





Usr: planeacion02  
Rep: rptEstadoPresupuestoEgresos\_FF

# Instituto Tecnológico Superior de Tepeaca Estado de Puebla

## Estado del Ejercicio del Presupuesto por Fuente de Financiamiento Al 31/jul./2022

Fecha y hora de Impresión | 08/ago./2022  
12:35 p. m.

Unidad Administrativa		Aprobado	Ampliaciones / (Reducciones)	Presupuesto Vigente	Comprometido	Presupuesto Disponible para Comprometer	Devengado	Comprometid o No Devengado	Presupuesto Sin Devengar	Ejercido	Pagado	Cuentas por Pagar Deuda
Objeto	del Gasto											
3710	Pasajes aéreos	\$25,000.00	-\$25,000.00	\$0.00	\$0.00	\$0.00	\$0.00	\$0.00	\$0.00	\$0.00	\$0.00	\$0.00
3711	Pasajes aéreos nacionales	\$25,000.00	-\$25,000.00	\$0.00	\$0.00	\$0.00	\$0.00	\$0.00	\$0.00	\$0.00	\$0.00	\$0.00
3720	Pasajes terrestres	\$80,000.00	-\$73,188.42	\$6,811.58	\$1,567.00	\$5,244.58	\$1,567.00	\$0.00	\$5,244.58	\$1,567.00	\$1,567.00	\$0.00
3721	Pasajes terrestres nacionales	\$80,000.00	-\$73,188.42	\$6,811.58	\$1,567.00	\$5,244.58	\$1,567.00	\$0.00	\$5,244.58	\$1,567.00	\$1,567.00	\$0.00
3750	Viáticos en el país	\$150,000.00	-\$101,297.83	\$48,702.17	\$49,090.31	-\$388.14	\$49,090.31	\$0.00	-\$388.14	\$49,090.31	\$49,090.31	\$0.00
3751	Viáticos en el país	\$150,000.00	-\$101,297.83	\$48,702.17	\$49,090.31	-\$388.14	\$49,090.31	\$0.00	-\$388.14	\$49,090.31	\$49,090.31	\$0.00
3790	Otros servicios de traslado y hospedaje	\$25,000.00	-\$19,039.00	\$5,961.00	\$3,056.01	\$2,904.99	\$3,056.01	\$0.00	\$2,904.99	\$3,056.01	\$3,056.01	\$0.00
3791	Otros servicios de traslado y hospedaje	\$25,000.00	-\$19,039.00	\$5,961.00	\$3,056.01	\$2,904.99	\$3,056.01	\$0.00	\$2,904.99	\$3,056.01	\$3,056.01	\$0.00
<b>3800</b>	<b>SERVICIOS OFICIALES</b>	<b>\$250,000.00</b>	<b>-\$51,862.08</b>	<b>\$198,137.92</b>	<b>\$198,117.92</b>	<b>\$20.00</b>	<b>\$198,117.92</b>	<b>\$0.00</b>	<b>\$20.00</b>	<b>\$198,117.92</b>	<b>\$198,117.92</b>	<b>\$0.00</b>
3820	Gastos de orden social y cultural	\$210,000.00	-\$33,542.48	\$176,457.52	\$176,437.52	\$20.00	\$176,437.52	\$0.00	\$20.00	\$176,437.52	\$176,437.52	\$0.00
3821	Gastos de orden social	\$110,000.00	\$63,457.52	\$173,457.52	\$173,437.52	\$20.00	\$173,437.52	\$0.00	\$20.00	\$173,437.52	\$173,437.52	\$0.00
3822	Gastos de orden cultural	\$100,000.00	-\$97,000.00	\$3,000.00	\$3,000.00	\$0.00	\$3,000.00	\$0.00	\$0.00	\$3,000.00	\$3,000.00	\$0.00
3830	Congresos y convenciones	\$40,000.00	-\$18,319.60	\$21,680.40	\$21,680.40	\$0.00	\$21,680.40	\$0.00	\$0.00	\$21,680.40	\$21,680.40	\$0.00
3831	Congresos y convenciones	\$40,000.00	-\$18,319.60	\$21,680.40	\$21,680.40	\$0.00	\$21,680.40	\$0.00	\$0.00	\$21,680.40	\$21,680.40	\$0.00
<b>3900</b>	<b>OTROS SERVICIOS GENERALES</b>	<b>\$703,928.00</b>	<b>-\$441,689.58</b>	<b>\$262,238.42</b>	<b>\$238,238.44</b>	<b>\$23,999.98</b>	<b>\$238,238.44</b>	<b>\$0.00</b>	<b>\$23,999.98</b>	<b>\$238,238.44</b>	<b>\$208,398.42</b>	<b>\$29,840.02</b>
3920	Impuestos y derechos	\$225,000.00	-\$212,877.00	\$12,123.00	\$8,283.00	\$3,840.00	\$8,283.00	\$0.00	\$3,840.00	\$8,283.00	\$8,283.00	\$0.00
3921	Otros impuestos y derechos	\$225,000.00	-\$212,877.00	\$12,123.00	\$8,283.00	\$3,840.00	\$8,283.00	\$0.00	\$3,840.00	\$8,283.00	\$8,283.00	\$0.00
3980	Impuesto sobre nóminas y otros que se deriven de una re	\$450,000.00	-\$200,189.86	\$249,810.14	\$229,650.16	\$20,159.98	\$229,650.16	\$0.00	\$20,159.98	\$229,650.16	\$199,810.14	\$29,840.02
3981	Impuesto sobre nóminas y otros que se deriven de una re	\$450,000.00	-\$200,189.86	\$249,810.14	\$229,650.16	\$20,159.98	\$229,650.16	\$0.00	\$20,159.98	\$229,650.16	\$199,810.14	\$29,840.02
3990	Otros servicios generales	\$28,928.00	-\$28,622.72	\$305.28	\$305.28	\$0.00	\$305.28	\$0.00	\$0.00	\$305.28	\$305.28	\$0.00
3993	Otros servicios generales	\$28,928.00	-\$28,622.72	\$305.28	\$305.28	\$0.00	\$305.28	\$0.00	\$0.00	\$305.28	\$305.28	\$0.00
<b>Federal</b>		<b>\$22,858,514.00</b>	<b>-\$85,418.00</b>	<b>\$22,773,096.00</b>	<b>\$11,201,960.60</b>	<b>\$11,571,135.40</b>	<b>\$11,180,038.70</b>	<b>\$21,921.90</b>	<b>\$11,593,057.30</b>	<b>\$11,180,038.70</b>	<b>\$11,150,198.68</b>	<b>\$29,840.02</b>
<b>110 Estatal Recursos Fiscales</b>												
<b>2000</b>	<b>MATERIALES Y SUMINISTROS</b>	<b>\$0.00</b>	<b>\$742,291.45</b>	<b>\$742,291.45</b>	<b>\$742,291.45</b>	<b>\$0.00</b>	<b>\$742,291.45</b>	<b>\$0.00</b>	<b>\$0.00</b>	<b>\$742,291.45</b>	<b>\$742,291.45</b>	<b>\$0.00</b>
<b>2100</b>	<b>MATERIALES DE ADMINISTRACIÓN, EMISIÓN DE DOC</b>	<b>\$0.00</b>	<b>\$73,416.40</b>	<b>\$73,416.40</b>	<b>\$73,416.40</b>	<b>\$0.00</b>	<b>\$73,416.40</b>	<b>\$0.00</b>	<b>\$0.00</b>	<b>\$73,416.40</b>	<b>\$73,416.40</b>	<b>\$0.00</b>
2160	Material de limpieza	\$0.00	\$73,416.40	\$73,416.40	\$73,416.40	\$0.00	\$73,416.40	\$0.00	\$0.00	\$73,416.40	\$73,416.40	\$0.00
2161	Material de limpieza	\$0.00	\$73,416.40	\$73,416.40	\$73,416.40	\$0.00	\$73,416.40	\$0.00	\$0.00	\$73,416.40	\$73,416.40	\$0.00
<b>2500</b>	<b>PRODUCTOS QUÍMICOS, FARMACÉUTICOS Y DE LABI</b>	<b>\$0.00</b>	<b>\$668,875.05</b>	<b>\$668,875.05</b>	<b>\$668,875.05</b>	<b>\$0.00</b>	<b>\$668,875.05</b>	<b>\$0.00</b>	<b>\$0.00</b>	<b>\$668,875.05</b>	<b>\$668,875.05</b>	<b>\$0.00</b>
2530	Medicinas y productos farmacéuticos	\$0.00	\$167,272.00	\$167,272.00	\$167,272.00	\$0.00	\$167,272.00	\$0.00	\$0.00	\$167,272.00	\$167,272.00	\$0.00
2531	Medicinas y productos farmacéuticos	\$0.00	\$167,272.00	\$167,272.00	\$167,272.00	\$0.00	\$167,272.00	\$0.00	\$0.00	\$167,272.00	\$167,272.00	\$0.00



Usr: planeacion02  
Rep: rptEstadoPresupuestoEgresos\_FF

# Instituto Tecnológico Superior de Tepeaca Estado de Puebla

## Estado del Ejercicio del Presupuesto por Fuente de Financiamiento Al 31/jul./2022

Fecha y hora de Impresión | 08/ago./2022  
12:35 p. m.

Unidad Administrativa		Aprobado	Ampliaciones / (Reducciones)	Presupuesto Vigente	Comprometido	Presupuesto Disponible para Comprometer	Devengado	Comprometid o No Devengado	Presupuesto Sin Devengar	Ejercido	Pagado	Cuentas por Pagar Deuda
Objeto	del Gasto											
2540	Materiales, accesorios y suministros médicos	\$0.00	\$312,499.85	\$312,499.85	\$312,499.85	\$0.00	\$312,499.85	\$0.00	\$0.00	\$312,499.85	\$312,499.85	\$0.00
2541	Materiales, accesorios y suministros médicos	\$0.00	\$312,499.85	\$312,499.85	\$312,499.85	\$0.00	\$312,499.85	\$0.00	\$0.00	\$312,499.85	\$312,499.85	\$0.00
2560	Fibras sintéticas, hules, plásticos y derivados	\$0.00	\$5,428.80	\$5,428.80	\$5,428.80	\$0.00	\$5,428.80	\$0.00	\$0.00	\$5,428.80	\$5,428.80	\$0.00
2561	Fibras sintéticas, hules, plásticos y derivados	\$0.00	\$5,428.80	\$5,428.80	\$5,428.80	\$0.00	\$5,428.80	\$0.00	\$0.00	\$5,428.80	\$5,428.80	\$0.00
2590	Otros productos químicos	\$0.00	\$183,674.40	\$183,674.40	\$183,674.40	\$0.00	\$183,674.40	\$0.00	\$0.00	\$183,674.40	\$183,674.40	\$0.00
2591	Otros productos químicos	\$0.00	\$183,674.40	\$183,674.40	\$183,674.40	\$0.00	\$183,674.40	\$0.00	\$0.00	\$183,674.40	\$183,674.40	\$0.00
<b>3000</b>	<b>SERVICIOS GENERALES</b>	<b>\$0.00</b>	<b>\$226,800.00</b>	<b>\$226,800.00</b>	<b>\$0.00</b>	<b>\$226,800.00</b>	<b>\$0.00</b>	<b>\$0.00</b>	<b>\$226,800.00</b>	<b>\$0.00</b>	<b>\$0.00</b>	<b>\$0.00</b>
<b>3300</b>	<b>SERVICIOS PROFESIONALES, CIENTÍFICOS, TÉCNICO</b>	<b>\$0.00</b>	<b>\$226,800.00</b>	<b>\$226,800.00</b>	<b>\$0.00</b>	<b>\$226,800.00</b>	<b>\$0.00</b>	<b>\$0.00</b>	<b>\$226,800.00</b>	<b>\$0.00</b>	<b>\$0.00</b>	<b>\$0.00</b>
3330	Servicios de consultoría administrativa, procesos, técnica	\$0.00	\$226,800.00	\$226,800.00	\$0.00	\$226,800.00	\$0.00	\$0.00	\$226,800.00	\$0.00	\$0.00	\$0.00
3333	Servicios relacionados con certificación de procesos	\$0.00	\$226,800.00	\$226,800.00	\$0.00	\$226,800.00	\$0.00	\$0.00	\$226,800.00	\$0.00	\$0.00	\$0.00
<b>Estatal Recursos Fiscales</b>		<b>\$0.00</b>	<b>\$969,091.45</b>	<b>\$969,091.45</b>	<b>\$742,291.45</b>	<b>\$226,800.00</b>	<b>\$742,291.45</b>	<b>\$0.00</b>	<b>\$226,800.00</b>	<b>\$742,291.45</b>	<b>\$742,291.45</b>	<b>\$0.00</b>
<b>115 Estatal</b>												
<b>1000</b>	<b>SERVICIOS PERSONALES</b>	<b>\$17,019,115.00</b>	<b>\$3,924,785.00</b>	<b>\$20,943,900.00</b>	<b>\$8,615,599.29</b>	<b>\$12,328,300.71</b>	<b>\$8,615,599.29</b>	<b>\$0.00</b>	<b>\$12,328,300.71</b>	<b>\$8,615,599.29</b>	<b>\$8,615,599.29</b>	<b>\$0.00</b>
<b>1100</b>	<b>REMUNERACIONES AL PERSONAL DE CARÁCTER PE</b>	<b>\$9,245,498.00</b>	<b>\$2,678,175.11</b>	<b>\$11,923,673.11</b>	<b>\$6,121,617.93</b>	<b>\$5,802,055.18</b>	<b>\$6,121,617.93</b>	<b>\$0.00</b>	<b>\$5,802,055.18</b>	<b>\$6,121,617.93</b>	<b>\$6,121,617.93</b>	<b>\$0.00</b>
1130	Sueldos base al personal permanente	\$9,245,498.00	\$2,678,175.11	\$11,923,673.11	\$6,121,617.93	\$5,802,055.18	\$6,121,617.93	\$0.00	\$5,802,055.18	\$6,121,617.93	\$6,121,617.93	\$0.00
1132	Sueldo base al personal de confianza	\$9,245,498.00	\$2,678,175.11	\$11,923,673.11	\$6,121,617.93	\$5,802,055.18	\$6,121,617.93	\$0.00	\$5,802,055.18	\$6,121,617.93	\$6,121,617.93	\$0.00
<b>1300</b>	<b>REMUNERACIONES ADICIONALES Y ESPECIALES</b>	<b>\$2,573,263.00</b>	<b>\$263,005.88</b>	<b>\$2,836,268.88</b>	<b>\$402,709.73</b>	<b>\$2,433,559.15</b>	<b>\$402,709.73</b>	<b>\$0.00</b>	<b>\$2,433,559.15</b>	<b>\$402,709.73</b>	<b>\$402,709.73</b>	<b>\$0.00</b>
1310	Primas por años de servicios efectivos prestados	\$517,762.00	-\$21,266.84	\$496,495.16	\$269,639.33	\$226,855.83	\$269,639.33	\$0.00	\$226,855.83	\$269,639.33	\$269,639.33	\$0.00
1311	Prima quinquenal por años de servicios efectivos prestados	\$517,762.00	-\$21,266.84	\$496,495.16	\$269,639.33	\$226,855.83	\$269,639.33	\$0.00	\$226,855.83	\$269,639.33	\$269,639.33	\$0.00
1320	Primas de vacaciones, dominical y gratificación de fin de año	\$2,055,501.00	\$70,253.56	\$2,125,754.56	\$853.10	\$2,124,901.46	\$853.10	\$0.00	\$2,124,901.46	\$853.10	\$853.10	\$0.00
1321	Primas de vacaciones y dominical	\$770,813.00	\$26,344.96	\$797,157.96	\$302.71	\$796,855.25	\$302.71	\$0.00	\$796,855.25	\$302.71	\$302.71	\$0.00
1322	Aguinaldo o gratificación de fin de año	\$1,284,688.00	\$43,908.60	\$1,328,596.60	\$550.39	\$1,328,046.21	\$550.39	\$0.00	\$1,328,046.21	\$550.39	\$550.39	\$0.00
1340	Compensaciones	\$0.00	\$214,019.16	\$214,019.16	\$132,217.30	\$81,801.86	\$132,217.30	\$0.00	\$81,801.86	\$132,217.30	\$132,217.30	\$0.00
1343	Compensación por adquisición de material didáctico	\$0.00	\$214,019.16	\$214,019.16	\$132,217.30	\$81,801.86	\$132,217.30	\$0.00	\$81,801.86	\$132,217.30	\$132,217.30	\$0.00
<b>1400</b>	<b>SEGURIDAD SOCIAL</b>	<b>\$3,237,415.00</b>	<b>\$39,886.20</b>	<b>\$3,277,301.20</b>	<b>\$1,578,347.08</b>	<b>\$1,698,954.12</b>	<b>\$1,578,347.08</b>	<b>\$0.00</b>	<b>\$1,698,954.12</b>	<b>\$1,578,347.08</b>	<b>\$1,578,347.08</b>	<b>\$0.00</b>
1410	Aportaciones de seguridad social	\$2,428,084.00	\$610,743.76	\$3,038,827.76	\$1,578,347.08	\$1,460,480.68	\$1,578,347.08	\$0.00	\$1,460,480.68	\$1,578,347.08	\$1,578,347.08	\$0.00
1411	Aportaciones al Instituto de Seguridad y Servicios Sociales	\$2,428,084.00	\$610,743.76	\$3,038,827.76	\$1,578,347.08	\$1,460,480.68	\$1,578,347.08	\$0.00	\$1,460,480.68	\$1,578,347.08	\$1,578,347.08	\$0.00
1420	Aportaciones a fondos de vivienda	\$578,087.00	-\$578,087.00	\$0.00	\$0.00	\$0.00	\$0.00	\$0.00	\$0.00	\$0.00	\$0.00	\$0.00
1421	Aportaciones para la vivienda	\$578,087.00	-\$578,087.00	\$0.00	\$0.00	\$0.00	\$0.00	\$0.00	\$0.00	\$0.00	\$0.00	\$0.00
1430	Aportaciones al sistema para el retiro	\$231,244.00	\$7,229.44	\$238,473.44	\$0.00	\$238,473.44	\$0.00	\$0.00	\$238,473.44	\$0.00	\$0.00	\$0.00



Usr: planeacion02  
Rep: rptEstadoPresupuestoEgresos\_FF

# Instituto Tecnológico Superior de Tepeaca Estado de Puebla

## Estado del Ejercicio del Presupuesto por Fuente de Financiamiento Al 31/jul./2022

Fecha y hora de Impresión | 08/ago./2022  
12:35 p. m.

Unidad Administrativa		Aprobado	Ampliaciones / (Reducciones)	Presupuesto Vigente	Comprometido	Presupuesto Disponible para Comprometer	Devengado	Comprometid o No Devengado	Presupuesto Sin Devengar	Ejercido	Cuentas por Pagar Deuda	
Objeto	del Gasto										Pagado	
1431	Aportaciones al sistema de ahorro para el retiro	\$231,244.00	\$7,229.44	\$238,473.44	\$0.00	\$238,473.44	\$0.00	\$0.00	\$238,473.44	\$0.00	\$0.00	\$0.00
<b>1500</b>	<b>OTRAS PRESTACIONES SOCIALES Y ECONÓMICAS</b>	<b>\$1,162,014.00</b>	<b>-\$194,276.00</b>	<b>\$967,738.00</b>	<b>\$512,924.55</b>	<b>\$454,813.45</b>	<b>\$512,924.55</b>	<b>\$0.00</b>	<b>\$454,813.45</b>	<b>\$512,924.55</b>	<b>\$512,924.55</b>	<b>\$0.00</b>
1540	Prestaciones contractuales	\$0.00	\$937,738.00	\$937,738.00	\$508,224.55	\$429,513.45	\$508,224.55	\$0.00	\$429,513.45	\$508,224.55	\$508,224.55	\$0.00
1543	Prestaciones establecidas por condiciones generales de t	\$0.00	\$937,738.00	\$937,738.00	\$508,224.55	\$429,513.45	\$508,224.55	\$0.00	\$429,513.45	\$508,224.55	\$508,224.55	\$0.00
1590	Otras prestaciones sociales y económicas	\$1,162,014.00	-\$1,132,014.00	\$30,000.00	\$4,700.00	\$25,300.00	\$4,700.00	\$0.00	\$25,300.00	\$4,700.00	\$4,700.00	\$0.00
1591	Otras prestaciones sociales	\$1,162,014.00	-\$1,132,014.00	\$30,000.00	\$4,700.00	\$25,300.00	\$4,700.00	\$0.00	\$25,300.00	\$4,700.00	\$4,700.00	\$0.00
<b>1600</b>	<b>PREVISIONES</b>	<b>\$450,925.00</b>	<b>\$902,993.81</b>	<b>\$1,353,918.81</b>	<b>\$0.00</b>	<b>\$1,353,918.81</b>	<b>\$0.00</b>	<b>\$0.00</b>	<b>\$1,353,918.81</b>	<b>\$0.00</b>	<b>\$0.00</b>	<b>\$0.00</b>
1610	Previsiones de carácter laboral, económica y de segurida	\$450,925.00	\$902,993.81	\$1,353,918.81	\$0.00	\$1,353,918.81	\$0.00	\$0.00	\$1,353,918.81	\$0.00	\$0.00	\$0.00
1613	Otras medidas de carácter laboral y económico	\$450,925.00	\$902,993.81	\$1,353,918.81	\$0.00	\$1,353,918.81	\$0.00	\$0.00	\$1,353,918.81	\$0.00	\$0.00	\$0.00
<b>1700</b>	<b>PAGO DE ESTÍMULOS A SERVIDORES PÚBLICOS</b>	<b>\$350,000.00</b>	<b>\$235,000.00</b>	<b>\$585,000.00</b>	<b>\$0.00</b>	<b>\$585,000.00</b>	<b>\$0.00</b>	<b>\$0.00</b>	<b>\$585,000.00</b>	<b>\$0.00</b>	<b>\$0.00</b>	<b>\$0.00</b>
1710	Estímulos	\$350,000.00	\$235,000.00	\$585,000.00	\$0.00	\$585,000.00	\$0.00	\$0.00	\$585,000.00	\$0.00	\$0.00	\$0.00
1711	Estímulos por productividad y eficiencia	\$350,000.00	-\$350,000.00	\$0.00	\$0.00	\$0.00	\$0.00	\$0.00	\$0.00	\$0.00	\$0.00	\$0.00
1712	Estímulos al personal operativo	\$0.00	\$585,000.00	\$585,000.00	\$0.00	\$585,000.00	\$0.00	\$0.00	\$585,000.00	\$0.00	\$0.00	\$0.00
<b>2000</b>	<b>MATERIALES Y SUMINISTROS</b>	<b>\$1,832,842.00</b>	<b>-\$1,159,267.53</b>	<b>\$673,574.47</b>	<b>\$448,518.01</b>	<b>\$225,056.46</b>	<b>\$448,518.01</b>	<b>\$0.00</b>	<b>\$225,056.46</b>	<b>\$448,518.01</b>	<b>\$448,518.01</b>	<b>\$0.00</b>
<b>2100</b>	<b>MATERIALES DE ADMINISTRACIÓN, EMISIÓN DE DOC</b>	<b>\$196,540.00</b>	<b>-\$59,810.41</b>	<b>\$136,729.59</b>	<b>\$106,836.55</b>	<b>\$29,893.04</b>	<b>\$106,836.55</b>	<b>\$0.00</b>	<b>\$29,893.04</b>	<b>\$106,836.55</b>	<b>\$106,836.55</b>	<b>\$0.00</b>
2110	Materiales, útiles y equipos menores de oficina	\$49,619.00	-\$28,839.00	\$20,780.00	\$6,297.93	\$14,482.07	\$6,297.93	\$0.00	\$14,482.07	\$6,297.93	\$6,297.93	\$0.00
2111	Materiales, útiles y equipos menores de oficina	\$49,619.00	-\$28,839.00	\$20,780.00	\$6,297.93	\$14,482.07	\$6,297.93	\$0.00	\$14,482.07	\$6,297.93	\$6,297.93	\$0.00
2140	Materiales, útiles y equipos menores de tecnologías de la	\$29,993.00	-\$19,505.14	\$10,487.86	\$0.00	\$10,487.86	\$0.00	\$0.00	\$10,487.86	\$0.00	\$0.00	\$0.00
2141	Materiales, útiles y equipos menores de tecnologías de la	\$29,993.00	-\$19,505.14	\$10,487.86	\$0.00	\$10,487.86	\$0.00	\$0.00	\$10,487.86	\$0.00	\$0.00	\$0.00
2150	Material impreso e información digital	\$49,950.00	\$9,210.00	\$59,160.00	\$59,160.00	\$0.00	\$59,160.00	\$0.00	\$0.00	\$59,160.00	\$59,160.00	\$0.00
2151	Material impreso e información digital	\$49,950.00	\$9,210.00	\$59,160.00	\$59,160.00	\$0.00	\$59,160.00	\$0.00	\$0.00	\$59,160.00	\$59,160.00	\$0.00
2160	Material de limpieza	\$27,999.00	\$3,712.73	\$31,711.73	\$31,711.73	\$0.00	\$31,711.73	\$0.00	\$0.00	\$31,711.73	\$31,711.73	\$0.00
2161	Material de limpieza	\$27,999.00	\$3,712.73	\$31,711.73	\$31,711.73	\$0.00	\$31,711.73	\$0.00	\$0.00	\$31,711.73	\$31,711.73	\$0.00
2170	Materiales y útiles de enseñanza	\$29,979.00	-\$15,389.00	\$14,590.00	\$9,666.89	\$4,923.11	\$9,666.89	\$0.00	\$4,923.11	\$9,666.89	\$9,666.89	\$0.00
2171	Materiales y útiles de enseñanza	\$29,979.00	-\$15,389.00	\$14,590.00	\$9,666.89	\$4,923.11	\$9,666.89	\$0.00	\$4,923.11	\$9,666.89	\$9,666.89	\$0.00
2180	Materiales para el registro e identificación de bienes y per	\$9,000.00	-\$9,000.00	\$0.00	\$0.00	\$0.00	\$0.00	\$0.00	\$0.00	\$0.00	\$0.00	\$0.00
2181	Registro e identificación de bienes y personas	\$9,000.00	-\$9,000.00	\$0.00	\$0.00	\$0.00	\$0.00	\$0.00	\$0.00	\$0.00	\$0.00	\$0.00
<b>2200</b>	<b>ALIMENTOS Y UTENSILIOS</b>	<b>\$49,997.00</b>	<b>\$10,949.95</b>	<b>\$60,946.95</b>	<b>\$20,132.96</b>	<b>\$40,813.99</b>	<b>\$20,132.96</b>	<b>\$0.00</b>	<b>\$40,813.99</b>	<b>\$20,132.96</b>	<b>\$20,132.96</b>	<b>\$0.00</b>
2210	Productos alimenticios para personas	\$29,997.00	\$30,949.95	\$60,946.95	\$20,132.96	\$40,813.99	\$20,132.96	\$0.00	\$40,813.99	\$20,132.96	\$20,132.96	\$0.00
2213	Productos alimenticios para el personal en las instalacion	\$29,997.00	\$30,949.95	\$60,946.95	\$20,132.96	\$40,813.99	\$20,132.96	\$0.00	\$40,813.99	\$20,132.96	\$20,132.96	\$0.00
2230	Utensilios para el servicio de alimentación	\$20,000.00	-\$20,000.00	\$0.00	\$0.00	\$0.00	\$0.00	\$0.00	\$0.00	\$0.00	\$0.00	\$0.00



Usr: planeacion02

Rep: rptEstadoPresupuestoEgresos\_FF

# Instituto Tecnológico Superior de Tepeaca Estado de Puebla

## Estado del Ejercicio del Presupuesto por Fuente de Financiamiento Al 31/jul./2022

Fecha y hora de Impresión | 08/ago./2022  
12:35 p. m.

Unidad Administrativa		Aprobado	Ampliaciones / (Reducciones)	Presupuesto Vigente	Comprometido	Presupuesto Disponible para Comprometer	Devengado	Comprometid o No Devengado	Presupuesto Sin Devengar	Ejercido	Cuentas por Pagar Deuda	
Objeto	del Gasto										Pagado	Pagado
2231	Utensilios para el servicio de alimentación	\$20,000.00	-\$20,000.00	\$0.00	\$0.00	\$0.00	\$0.00	\$0.00	\$0.00	\$0.00	\$0.00	\$0.00
<b>2400</b>	<b>MATERIALES Y ARTÍCULOS DE CONSTRUCCIÓN Y DE</b>	<b>\$275,421.00</b>	<b>-\$173,890.67</b>	<b>\$101,530.33</b>	<b>\$101,530.33</b>	<b>\$0.00</b>	<b>\$101,530.33</b>	<b>\$0.00</b>	<b>\$0.00</b>	<b>\$101,530.33</b>	<b>\$101,530.33</b>	<b>\$0.00</b>
2410	Productos minerales no metálicos	\$25,000.00	-\$25,000.00	\$0.00	\$0.00	\$0.00	\$0.00	\$0.00	\$0.00	\$0.00	\$0.00	\$0.00
2411	Productos minerales no metálicos	\$25,000.00	-\$25,000.00	\$0.00	\$0.00	\$0.00	\$0.00	\$0.00	\$0.00	\$0.00	\$0.00	\$0.00
2420	Cemento y productos de concreto	\$27,858.00	-\$27,858.00	\$0.00	\$0.00	\$0.00	\$0.00	\$0.00	\$0.00	\$0.00	\$0.00	\$0.00
2421	Cemento y productos de concreto	\$27,858.00	-\$27,858.00	\$0.00	\$0.00	\$0.00	\$0.00	\$0.00	\$0.00	\$0.00	\$0.00	\$0.00
2430	Cal, yeso y productos de yeso	\$24,955.00	-\$24,955.00	\$0.00	\$0.00	\$0.00	\$0.00	\$0.00	\$0.00	\$0.00	\$0.00	\$0.00
2431	Cal, yeso y productos de yeso	\$24,955.00	-\$24,955.00	\$0.00	\$0.00	\$0.00	\$0.00	\$0.00	\$0.00	\$0.00	\$0.00	\$0.00
2440	Madera y productos de madera	\$19,919.00	-\$19,919.00	\$0.00	\$0.00	\$0.00	\$0.00	\$0.00	\$0.00	\$0.00	\$0.00	\$0.00
2441	Madera y productos de madera	\$19,919.00	-\$19,919.00	\$0.00	\$0.00	\$0.00	\$0.00	\$0.00	\$0.00	\$0.00	\$0.00	\$0.00
2450	Vidrio y productos de vidrio	\$27,840.00	-\$27,840.00	\$0.00	\$0.00	\$0.00	\$0.00	\$0.00	\$0.00	\$0.00	\$0.00	\$0.00
2451	Vidrio y productos de vidrio	\$27,840.00	-\$27,840.00	\$0.00	\$0.00	\$0.00	\$0.00	\$0.00	\$0.00	\$0.00	\$0.00	\$0.00
2460	Material eléctrico y electrónico	\$35,000.00	-\$32,274.00	\$2,726.00	\$2,726.00	\$0.00	\$2,726.00	\$0.00	\$0.00	\$2,726.00	\$2,726.00	\$0.00
2461	Material eléctrico y electrónico	\$35,000.00	-\$32,274.00	\$2,726.00	\$2,726.00	\$0.00	\$2,726.00	\$0.00	\$0.00	\$2,726.00	\$2,726.00	\$0.00
2470	Artículos metálicos para la construcción	\$25,000.00	-\$23,944.46	\$1,055.54	\$1,055.54	\$0.00	\$1,055.54	\$0.00	\$0.00	\$1,055.54	\$1,055.54	\$0.00
2471	Artículos metálicos para la construcción	\$25,000.00	-\$23,944.46	\$1,055.54	\$1,055.54	\$0.00	\$1,055.54	\$0.00	\$0.00	\$1,055.54	\$1,055.54	\$0.00
2480	Materiales complementarios	\$44,849.00	\$16,040.30	\$60,889.30	\$60,889.30	\$0.00	\$60,889.30	\$0.00	\$0.00	\$60,889.30	\$60,889.30	\$0.00
2481	Materiales Complementarios	\$44,849.00	\$16,040.30	\$60,889.30	\$60,889.30	\$0.00	\$60,889.30	\$0.00	\$0.00	\$60,889.30	\$60,889.30	\$0.00
2490	Otros materiales y artículos de construcción y reparación	\$45,000.00	-\$8,140.51	\$36,859.49	\$36,859.49	\$0.00	\$36,859.49	\$0.00	\$0.00	\$36,859.49	\$36,859.49	\$0.00
2491	Otros materiales y artículos de construcción y reparación	\$45,000.00	-\$8,140.51	\$36,859.49	\$36,859.49	\$0.00	\$36,859.49	\$0.00	\$0.00	\$36,859.49	\$36,859.49	\$0.00
<b>2500</b>	<b>PRODUCTOS QUÍMICOS, FARMACÉUTICOS Y DE LABI</b>	<b>\$245,233.00</b>	<b>-\$186,786.13</b>	<b>\$58,446.87</b>	<b>\$58,446.87</b>	<b>\$0.00</b>	<b>\$58,446.87</b>	<b>\$0.00</b>	<b>\$0.00</b>	<b>\$58,446.87</b>	<b>\$58,446.87</b>	<b>\$0.00</b>
2510	Productos químicos básicos	\$34,997.00	-\$34,997.00	\$0.00	\$0.00	\$0.00	\$0.00	\$0.00	\$0.00	\$0.00	\$0.00	\$0.00
2511	Productos químicos básicos	\$34,997.00	-\$34,997.00	\$0.00	\$0.00	\$0.00	\$0.00	\$0.00	\$0.00	\$0.00	\$0.00	\$0.00
2520	Fertilizantes, pesticidas y otros agroquímicos	\$34,815.00	-\$23,911.00	\$10,904.00	\$10,904.00	\$0.00	\$10,904.00	\$0.00	\$0.00	\$10,904.00	\$10,904.00	\$0.00
2521	Fertilizantes, pesticidas y otros agroquímicos	\$34,815.00	-\$23,911.00	\$10,904.00	\$10,904.00	\$0.00	\$10,904.00	\$0.00	\$0.00	\$10,904.00	\$10,904.00	\$0.00
2530	Medicinas y productos farmacéuticos	\$34,994.00	-\$34,994.00	\$0.00	\$0.00	\$0.00	\$0.00	\$0.00	\$0.00	\$0.00	\$0.00	\$0.00
2531	Medicinas y productos farmacéuticos	\$34,994.00	-\$34,994.00	\$0.00	\$0.00	\$0.00	\$0.00	\$0.00	\$0.00	\$0.00	\$0.00	\$0.00
2540	Materiales, accesorios y suministros médicos	\$24,997.00	-\$23,666.74	\$1,330.26	\$1,330.26	\$0.00	\$1,330.26	\$0.00	\$0.00	\$1,330.26	\$1,330.26	\$0.00
2541	Materiales, accesorios y suministros médicos	\$24,997.00	-\$23,666.74	\$1,330.26	\$1,330.26	\$0.00	\$1,330.26	\$0.00	\$0.00	\$1,330.26	\$1,330.26	\$0.00
2550	Materiales, accesorios y suministros de laboratorio	\$24,921.00	-\$15,518.79	\$9,402.21	\$9,402.21	\$0.00	\$9,402.21	\$0.00	\$0.00	\$9,402.21	\$9,402.21	\$0.00
2551	Materiales, accesorios y suministros de laboratorio	\$24,921.00	-\$15,518.79	\$9,402.21	\$9,402.21	\$0.00	\$9,402.21	\$0.00	\$0.00	\$9,402.21	\$9,402.21	\$0.00



Usr: planeacion02  
Rep: rptEstadoPresupuestoEgresos\_FF

# Instituto Tecnológico Superior de Tepeaca Estado de Puebla

## Estado del Ejercicio del Presupuesto por Fuente de Financiamiento Al 31/jul./2022

Fecha y hora de Impresión | 08/ago./2022  
12:35 p. m.

Unidad Administrativa		Aprobado	Ampliaciones / (Reducciones)	Presupuesto Vigente	Comprometido	Presupuesto Disponible para Comprometer	Devengado	Comprometid o No Devengado	Presupuesto Sin Devengar	Ejercido	Pagado	Cuentas por Pagar Deuda
Objeto	del Gasto											
2560	Fibras sintéticas, hules, plásticos y derivados	\$45,000.00	-\$24,769.51	\$20,230.49	\$20,230.49	\$0.00	\$20,230.49	\$0.00	\$0.00	\$20,230.49	\$20,230.49	\$0.00
2561	Fibras sintéticas, hules, plásticos y derivados	\$45,000.00	-\$24,769.51	\$20,230.49	\$20,230.49	\$0.00	\$20,230.49	\$0.00	\$0.00	\$20,230.49	\$20,230.49	\$0.00
2590	Otros productos químicos	\$45,509.00	-\$28,929.09	\$16,579.91	\$16,579.91	\$0.00	\$16,579.91	\$0.00	\$0.00	\$16,579.91	\$16,579.91	\$0.00
2591	Otros productos químicos	\$45,509.00	-\$28,929.09	\$16,579.91	\$16,579.91	\$0.00	\$16,579.91	\$0.00	\$0.00	\$16,579.91	\$16,579.91	\$0.00
<b>2600</b>	<b>COMBUSTIBLES, LUBRICANTES Y ADITIVOS</b>	<b>\$279,989.00</b>	<b>-\$39,995.00</b>	<b>\$239,994.00</b>	<b>\$107,469.82</b>	<b>\$132,524.18</b>	<b>\$107,469.82</b>	<b>\$0.00</b>	<b>\$132,524.18</b>	<b>\$107,469.82</b>	<b>\$107,469.82</b>	<b>\$0.00</b>
2610	Combustibles, lubricantes y aditivos	\$279,989.00	-\$39,995.00	\$239,994.00	\$107,469.82	\$132,524.18	\$107,469.82	\$0.00	\$132,524.18	\$107,469.82	\$107,469.82	\$0.00
2612	Combustibles, lubricantes y aditivos para vehículos destir	\$279,989.00	-\$39,995.00	\$239,994.00	\$107,469.82	\$132,524.18	\$107,469.82	\$0.00	\$132,524.18	\$107,469.82	\$107,469.82	\$0.00
<b>2700</b>	<b>VESTUARIO, BLANCOS, PRENDAS DE PROTECCIÓN Y</b>	<b>\$276,613.00</b>	<b>-\$247,253.10</b>	<b>\$29,359.90</b>	<b>\$27,258.91</b>	<b>\$2,100.99</b>	<b>\$27,258.91</b>	<b>\$0.00</b>	<b>\$2,100.99</b>	<b>\$27,258.91</b>	<b>\$27,258.91</b>	<b>\$0.00</b>
2710	Vestuario y uniformes	\$74,942.00	-\$48,547.12	\$26,394.88	\$26,394.88	\$0.00	\$26,394.88	\$0.00	\$0.00	\$26,394.88	\$26,394.88	\$0.00
2711	Vestuario y uniformes	\$74,942.00	-\$48,547.12	\$26,394.88	\$26,394.88	\$0.00	\$26,394.88	\$0.00	\$0.00	\$26,394.88	\$26,394.88	\$0.00
2720	Prendas de seguridad y protección personal	\$71,703.00	-\$70,918.98	\$784.02	\$784.02	\$0.00	\$784.02	\$0.00	\$0.00	\$784.02	\$784.02	\$0.00
2721	Prendas de seguridad y protección personal	\$71,703.00	-\$70,918.98	\$784.02	\$784.02	\$0.00	\$784.02	\$0.00	\$0.00	\$784.02	\$784.02	\$0.00
2730	Artículos deportivos	\$79,986.00	-\$79,986.00	\$0.00	\$0.00	\$0.00	\$0.00	\$0.00	\$0.00	\$0.00	\$0.00	\$0.00
2731	Artículos deportivos	\$79,986.00	-\$79,986.00	\$0.00	\$0.00	\$0.00	\$0.00	\$0.00	\$0.00	\$0.00	\$0.00	\$0.00
2740	Productos textiles	\$49,982.00	-\$47,801.00	\$2,181.00	\$80.01	\$2,100.99	\$80.01	\$0.00	\$2,100.99	\$80.01	\$80.01	\$0.00
2741	Productos textiles	\$49,982.00	-\$47,801.00	\$2,181.00	\$80.01	\$2,100.99	\$80.01	\$0.00	\$2,100.99	\$80.01	\$80.01	\$0.00
<b>2900</b>	<b>HERRAMIENTAS, REFACCIONES Y ACCESORIOS MEN</b>	<b>\$509,049.00</b>	<b>-\$462,482.17</b>	<b>\$46,566.83</b>	<b>\$26,842.57</b>	<b>\$19,724.26</b>	<b>\$26,842.57</b>	<b>\$0.00</b>	<b>\$19,724.26</b>	<b>\$26,842.57</b>	<b>\$26,842.57</b>	<b>\$0.00</b>
2910	Herramientas menores	\$79,120.00	-\$71,748.59	\$7,371.41	\$2,176.34	\$5,195.07	\$2,176.34	\$0.00	\$5,195.07	\$2,176.34	\$2,176.34	\$0.00
2911	Herramientas menores	\$79,120.00	-\$71,748.59	\$7,371.41	\$2,176.34	\$5,195.07	\$2,176.34	\$0.00	\$5,195.07	\$2,176.34	\$2,176.34	\$0.00
2920	Refacciones y accesorios menores de edificios	\$60,000.00	-\$59,922.01	\$77.99	\$77.99	\$0.00	\$77.99	\$0.00	\$0.00	\$77.99	\$77.99	\$0.00
2921	Refacciones y accesorios menores de edificios	\$60,000.00	-\$59,922.01	\$77.99	\$77.99	\$0.00	\$77.99	\$0.00	\$0.00	\$77.99	\$77.99	\$0.00
2930	Refacciones y accesorios menores de mobiliario y equipo	\$45,000.00	-\$38,470.81	\$6,529.19	\$0.00	\$6,529.19	\$0.00	\$0.00	\$6,529.19	\$0.00	\$0.00	\$0.00
2931	Refacciones y accesorios menores de mobiliario y equipo	\$45,000.00	-\$38,470.81	\$6,529.19	\$0.00	\$6,529.19	\$0.00	\$0.00	\$6,529.19	\$0.00	\$0.00	\$0.00
2940	Refacciones y accesorios menores de equipo de cómputo	\$149,988.00	-\$125,399.76	\$24,588.24	\$24,588.24	\$0.00	\$24,588.24	\$0.00	\$0.00	\$24,588.24	\$24,588.24	\$0.00
2941	Refacciones y accesorios menores para equipo de cómputo	\$149,988.00	-\$125,399.76	\$24,588.24	\$24,588.24	\$0.00	\$24,588.24	\$0.00	\$0.00	\$24,588.24	\$24,588.24	\$0.00
2960	Refacciones y accesorios menores de equipo de transporte	\$109,989.00	-\$109,989.00	\$0.00	\$0.00	\$0.00	\$0.00	\$0.00	\$0.00	\$0.00	\$0.00	\$0.00
2961	Refacciones y accesorios menores de equipo de transporte	\$109,989.00	-\$109,989.00	\$0.00	\$0.00	\$0.00	\$0.00	\$0.00	\$0.00	\$0.00	\$0.00	\$0.00
2980	Refacciones y accesorios menores de maquinaria y otros	\$14,952.00	-\$14,952.00	\$0.00	\$0.00	\$0.00	\$0.00	\$0.00	\$0.00	\$0.00	\$0.00	\$0.00
2981	Refacciones y accesorios menores de maquinaria y otros	\$14,952.00	-\$14,952.00	\$0.00	\$0.00	\$0.00	\$0.00	\$0.00	\$0.00	\$0.00	\$0.00	\$0.00
2990	Refacciones y accesorios menores otros bienes muebles	\$50,000.00	-\$42,000.00	\$8,000.00	\$0.00	\$8,000.00	\$0.00	\$0.00	\$8,000.00	\$0.00	\$0.00	\$0.00
2991	Refacciones y accesorios menores de otros bienes muebles	\$50,000.00	-\$42,000.00	\$8,000.00	\$0.00	\$8,000.00	\$0.00	\$0.00	\$8,000.00	\$0.00	\$0.00	\$0.00



Utr: planeacion02

Rep: rptEstadoPresupuestoEgresos\_FF

# Instituto Tecnológico Superior de Tepeaca Estado de Puebla

## Estado del Ejercicio del Presupuesto por Fuente de Financiamiento Al 31/jul./2022

Fecha y hora de Impresión | 08/ago./2022  
12:35 p. m.

Unidad Administrativa		Aprobado	Ampliaciones / (Reducciones)	Presupuesto Vigente	Comprometido	Presupuesto Disponible para Comprometer	Devengado	Comprometid o No Devengado	Presupuesto Sin Devengar	Ejercido	Cuentas por	
Objeto	del Gasto										Pagado	Pagar Deuda
<b>3000</b>	<b>SERVICIOS GENERALES</b>	<b>\$4,006,557.00</b>	<b>-\$2,850,935.47</b>	<b>\$1,155,621.53</b>	<b>\$644,647.01</b>	<b>\$510,974.52</b>	<b>\$644,647.01</b>	<b>\$0.00</b>	<b>\$510,974.52</b>	<b>\$644,647.01</b>	<b>\$644,647.01</b>	<b>\$0.00</b>
<b>3100</b>	<b>SERVICIOS BÁSICOS</b>	<b>\$360,189.00</b>	<b>-\$280,314.06</b>	<b>\$79,874.94</b>	<b>\$57,772.15</b>	<b>\$22,102.79</b>	<b>\$57,772.15</b>	<b>\$0.00</b>	<b>\$22,102.79</b>	<b>\$57,772.15</b>	<b>\$57,772.15</b>	<b>\$0.00</b>
3110	Energía eléctrica	\$130,092.00	-\$94,609.00	\$35,483.00	\$35,483.00	\$0.00	\$35,483.00	\$0.00	\$0.00	\$35,483.00	\$35,483.00	\$0.00
3111	Servicio de energía eléctrica	\$130,092.00	-\$94,609.00	\$35,483.00	\$35,483.00	\$0.00	\$35,483.00	\$0.00	\$0.00	\$35,483.00	\$35,483.00	\$0.00
3120	Gas	\$25,432.00	-\$19,072.00	\$6,360.00	\$4,889.15	\$1,470.85	\$4,889.15	\$0.00	\$1,470.85	\$4,889.15	\$4,889.15	\$0.00
3121	Servicio de gas	\$25,432.00	-\$19,072.00	\$6,360.00	\$4,889.15	\$1,470.85	\$4,889.15	\$0.00	\$1,470.85	\$4,889.15	\$4,889.15	\$0.00
3130	Agua	\$26,174.00	-\$19,628.00	\$6,546.00	\$0.00	\$6,546.00	\$0.00	\$0.00	\$6,546.00	\$0.00	\$0.00	\$0.00
3131	Servicio de agua	\$26,174.00	-\$19,628.00	\$6,546.00	\$0.00	\$6,546.00	\$0.00	\$0.00	\$6,546.00	\$0.00	\$0.00	\$0.00
3140	Telefonía tradicional	\$10,326.00	-\$9,824.06	\$501.94	\$0.00	\$501.94	\$0.00	\$0.00	\$501.94	\$0.00	\$0.00	\$0.00
3141	Servicio telefónico convencional	\$10,326.00	-\$9,824.06	\$501.94	\$0.00	\$501.94	\$0.00	\$0.00	\$501.94	\$0.00	\$0.00	\$0.00
3150	Telefonía celular	\$8,600.00	-\$8,600.00	\$0.00	\$0.00	\$0.00	\$0.00	\$0.00	\$0.00	\$0.00	\$0.00	\$0.00
3151	Servicio de telefonía celular	\$8,600.00	-\$8,600.00	\$0.00	\$0.00	\$0.00	\$0.00	\$0.00	\$0.00	\$0.00	\$0.00	\$0.00
3170	Servicios de acceso de Internet, redes y procesamiento d	\$156,217.00	-\$126,073.00	\$30,144.00	\$17,400.00	\$12,744.00	\$17,400.00	\$0.00	\$12,744.00	\$17,400.00	\$17,400.00	\$0.00
3171	Servicios de acceso de internet	\$120,576.00	-\$90,432.00	\$30,144.00	\$17,400.00	\$12,744.00	\$17,400.00	\$0.00	\$12,744.00	\$17,400.00	\$17,400.00	\$0.00
3172	Servicios de redes y procesamiento de información	\$35,641.00	-\$35,641.00	\$0.00	\$0.00	\$0.00	\$0.00	\$0.00	\$0.00	\$0.00	\$0.00	\$0.00
3180	Servicios postales y telegráficos	\$3,348.00	-\$2,508.00	\$840.00	\$0.00	\$840.00	\$0.00	\$0.00	\$840.00	\$0.00	\$0.00	\$0.00
3181	Servicio postal	\$3,348.00	-\$2,508.00	\$840.00	\$0.00	\$840.00	\$0.00	\$0.00	\$840.00	\$0.00	\$0.00	\$0.00
<b>3200</b>	<b>SERVICIOS DE ARRENDAMIENTO</b>	<b>\$302,900.00</b>	<b>-\$220,676.00</b>	<b>\$82,224.00</b>	<b>\$55,235.72</b>	<b>\$26,988.28</b>	<b>\$55,235.72</b>	<b>\$0.00</b>	<b>\$26,988.28</b>	<b>\$55,235.72</b>	<b>\$55,235.72</b>	<b>\$0.00</b>
3230	Arrendamiento de mobiliario y equipo de administración, e	\$57,900.00	-\$57,900.00	\$0.00	\$0.00	\$0.00	\$0.00	\$0.00	\$0.00	\$0.00	\$0.00	\$0.00
3232	Arrendamiento de equipo y bienes informáticos	\$57,900.00	-\$57,900.00	\$0.00	\$0.00	\$0.00	\$0.00	\$0.00	\$0.00	\$0.00	\$0.00	\$0.00
3260	Arrendamiento de maquinaria, otros equipos y herramient	\$65,000.00	-\$48,746.00	\$16,254.00	\$0.00	\$16,254.00	\$0.00	\$0.00	\$16,254.00	\$0.00	\$0.00	\$0.00
3261	Arrendamiento de maquinaria, otros equipos y herramient	\$65,000.00	-\$48,746.00	\$16,254.00	\$0.00	\$16,254.00	\$0.00	\$0.00	\$16,254.00	\$0.00	\$0.00	\$0.00
3270	Arrendamiento de activos intangibles	\$85,000.00	-\$63,748.00	\$21,252.00	\$10,517.72	\$10,734.28	\$10,517.72	\$0.00	\$10,734.28	\$10,517.72	\$10,517.72	\$0.00
3271	Derechos de autor, patentes, regalías y otros	\$85,000.00	-\$63,748.00	\$21,252.00	\$10,517.72	\$10,734.28	\$10,517.72	\$0.00	\$10,734.28	\$10,517.72	\$10,517.72	\$0.00
3290	Otros arrendamientos	\$95,000.00	-\$50,282.00	\$44,718.00	\$44,718.00	\$0.00	\$44,718.00	\$0.00	\$0.00	\$44,718.00	\$44,718.00	\$0.00
3291	Otros arrendamientos	\$95,000.00	-\$50,282.00	\$44,718.00	\$44,718.00	\$0.00	\$44,718.00	\$0.00	\$0.00	\$44,718.00	\$44,718.00	\$0.00
<b>3300</b>	<b>SERVICIOS PROFESIONALES, CIENTÍFICOS, TÉCNICO</b>	<b>\$1,289,968.00</b>	<b>-\$774,502.95</b>	<b>\$515,465.05</b>	<b>\$97,440.00</b>	<b>\$418,025.05</b>	<b>\$97,440.00</b>	<b>\$0.00</b>	<b>\$418,025.05</b>	<b>\$97,440.00</b>	<b>\$97,440.00</b>	<b>\$0.00</b>
3310	Servicios legales, de contabilidad, auditoría y relacionado	\$149,757.00	-\$52,317.00	\$97,440.00	\$97,440.00	\$0.00	\$97,440.00	\$0.00	\$0.00	\$97,440.00	\$97,440.00	\$0.00
3311	Servicios relacionados con procedimientos jurisdiccionales	\$149,757.00	-\$149,757.00	\$0.00	\$0.00	\$0.00	\$0.00	\$0.00	\$0.00	\$0.00	\$0.00	\$0.00
3312	Otros Servicios para la operación de programas	\$0.00	\$97,440.00	\$97,440.00	\$97,440.00	\$0.00	\$97,440.00	\$0.00	\$0.00	\$97,440.00	\$97,440.00	\$0.00
3330	Servicios de consultoría administrativa, procesos, técnica	\$323,334.00	-\$323,334.00	\$0.00	\$0.00	\$0.00	\$0.00	\$0.00	\$0.00	\$0.00	\$0.00	\$0.00



Utr: planeacion02  
Rep: rptEstadoPresupuestoEgresos\_FF

# Instituto Tecnológico Superior de Tepeaca Estado de Puebla

## Estado del Ejercicio del Presupuesto por Fuente de Financiamiento Al 31/jul./2022

Fecha y hora de Impresión | 08/ago./2022  
12:35 p. m.

Unidad Administrativa		Aprobado	Ampliaciones / (Reducciones)	Presupuesto Vigente	Comprometido	Presupuesto Disponible para Comprometer	Devengado	Comprometid o No Devengado	Presupuesto Sin Devengar	Ejercido	Pagado	Cuentas por Pagar Deuda
Objeto	del Gasto											
3333	Servicios relacionados con certificación de procesos	\$323,334.00	-\$323,334.00	\$0.00	\$0.00	\$0.00	\$0.00	\$0.00	\$0.00	\$0.00	\$0.00	\$0.00
3340	Servicios de capacitación	\$220,857.00	-\$220,857.00	\$0.00	\$0.00	\$0.00	\$0.00	\$0.00	\$0.00	\$0.00	\$0.00	\$0.00
3341	Capacitación institucional	\$220,857.00	-\$220,857.00	\$0.00	\$0.00	\$0.00	\$0.00	\$0.00	\$0.00	\$0.00	\$0.00	\$0.00
3360	Servicios de apoyo administrativo, traducción, fotocopiado	\$140,000.00	-\$139,996.95	\$3.05	\$0.00	\$3.05	\$0.00	\$0.00	\$3.05	\$0.00	\$0.00	\$0.00
3362	Servicios de apoyo administrativo	\$55,000.00	-\$54,996.95	\$3.05	\$0.00	\$3.05	\$0.00	\$0.00	\$3.05	\$0.00	\$0.00	\$0.00
3364	Servicios de impresión de material informativo derivado de	\$85,000.00	-\$85,000.00	\$0.00	\$0.00	\$0.00	\$0.00	\$0.00	\$0.00	\$0.00	\$0.00	\$0.00
3380	Servicios de vigilancia	\$456,020.00	-\$37,998.00	\$418,022.00	\$0.00	\$418,022.00	\$0.00	\$0.00	\$418,022.00	\$0.00	\$0.00	\$0.00
3381	Servicios de vigilancia	\$456,020.00	-\$37,998.00	\$418,022.00	\$0.00	\$418,022.00	\$0.00	\$0.00	\$418,022.00	\$0.00	\$0.00	\$0.00
<b>3400</b>	<b>SERVICIOS FINANCIEROS, BANCARIOS Y COMERCIALES</b>	<b>\$159,572.00</b>	<b>-\$48,500.23</b>	<b>\$111,071.77</b>	<b>\$102,321.85</b>	<b>\$8,749.92</b>	<b>\$102,321.85</b>	<b>\$0.00</b>	<b>\$8,749.92</b>	<b>\$102,321.85</b>	<b>\$102,321.85</b>	<b>\$0.00</b>
3410	Servicios financieros y bancarios	\$8,500.00	-\$6,370.00	\$2,130.00	\$0.00	\$2,130.00	\$0.00	\$0.00	\$2,130.00	\$0.00	\$0.00	\$0.00
3411	Servicios financieros y bancarios	\$8,500.00	-\$6,370.00	\$2,130.00	\$0.00	\$2,130.00	\$0.00	\$0.00	\$2,130.00	\$0.00	\$0.00	\$0.00
3450	Seguro de bienes patrimoniales	\$46,072.00	\$39,799.91	\$85,871.91	\$85,871.91	\$0.00	\$85,871.91	\$0.00	\$0.00	\$85,871.91	\$85,871.91	\$0.00
3451	Seguros de bienes patrimoniales	\$46,072.00	\$39,799.91	\$85,871.91	\$85,871.91	\$0.00	\$85,871.91	\$0.00	\$0.00	\$85,871.91	\$85,871.91	\$0.00
3480	Comisiones por ventas	\$70,000.00	-\$52,498.00	\$17,502.00	\$14,579.96	\$2,922.04	\$14,579.96	\$0.00	\$2,922.04	\$14,579.96	\$14,579.96	\$0.00
3481	Comisiones por ventas	\$70,000.00	-\$52,498.00	\$17,502.00	\$14,579.96	\$2,922.04	\$14,579.96	\$0.00	\$2,922.04	\$14,579.96	\$14,579.96	\$0.00
3490	Servicios financieros, bancarios y comerciales integrales	\$35,000.00	-\$29,432.14	\$5,567.86	\$1,869.98	\$3,697.88	\$1,869.98	\$0.00	\$3,697.88	\$1,869.98	\$1,869.98	\$0.00
3491	Servicios financieros, bancarios y comerciales integrales	\$35,000.00	-\$29,432.14	\$5,567.86	\$1,869.98	\$3,697.88	\$1,869.98	\$0.00	\$3,697.88	\$1,869.98	\$1,869.98	\$0.00
<b>3500</b>	<b>SERVICIOS DE INSTALACIÓN, REPARACIÓN, MANTENIMIENTO</b>	<b>\$580,000.00</b>	<b>-\$435,488.89</b>	<b>\$144,511.11</b>	<b>\$130,522.31</b>	<b>\$13,988.80</b>	<b>\$130,522.31</b>	<b>\$0.00</b>	<b>\$13,988.80</b>	<b>\$130,522.31</b>	<b>\$130,522.31</b>	<b>\$0.00</b>
3510	Conservación y mantenimiento menor de inmuebles	\$50,000.00	\$50,285.31	\$100,285.31	\$100,285.31	\$0.00	\$100,285.31	\$0.00	\$0.00	\$100,285.31	\$100,285.31	\$0.00
3512	Mantenimiento y conservación menor de inmuebles para	\$50,000.00	\$50,285.31	\$100,285.31	\$100,285.31	\$0.00	\$100,285.31	\$0.00	\$0.00	\$100,285.31	\$100,285.31	\$0.00
3520	Instalación, reparación y mantenimiento de mobiliario y equipo de	\$65,000.00	-\$59,766.00	\$5,234.00	\$0.00	\$5,234.00	\$0.00	\$0.00	\$5,234.00	\$0.00	\$0.00	\$0.00
3521	Mantenimiento y conservación de mobiliario y equipo de	\$65,000.00	-\$59,766.00	\$5,234.00	\$0.00	\$5,234.00	\$0.00	\$0.00	\$5,234.00	\$0.00	\$0.00	\$0.00
3530	Instalación, reparación y mantenimiento de equipo de cómputo	\$50,000.00	-\$35,418.00	\$14,582.00	\$14,581.20	\$0.80	\$14,581.20	\$0.00	\$0.80	\$14,581.20	\$14,581.20	\$0.00
3531	Instalación, reparación y mantenimiento de equipo de cómputo	\$50,000.00	-\$35,418.00	\$14,582.00	\$14,581.20	\$0.80	\$14,581.20	\$0.00	\$0.80	\$14,581.20	\$14,581.20	\$0.00
3550	Reparación y mantenimiento de equipo de transporte	\$145,000.00	-\$145,000.00	\$0.00	\$0.00	\$0.00	\$0.00	\$0.00	\$0.00	\$0.00	\$0.00	\$0.00
3551	Mantenimiento y conservación de vehículos terrestres, aéreos	\$145,000.00	-\$145,000.00	\$0.00	\$0.00	\$0.00	\$0.00	\$0.00	\$0.00	\$0.00	\$0.00	\$0.00
3570	Instalación, reparación y mantenimiento de maquinaria, equipo	\$90,000.00	-\$65,590.20	\$24,409.80	\$15,655.80	\$8,754.00	\$15,655.80	\$0.00	\$8,754.00	\$15,655.80	\$15,655.80	\$0.00
3571	Instalación, reparación y mantenimiento de maquinaria y equipo	\$55,000.00	-\$39,344.20	\$15,655.80	\$15,655.80	\$0.00	\$15,655.80	\$0.00	\$0.00	\$15,655.80	\$15,655.80	\$0.00
3572	Instalación, reparación y mantenimiento de maquinaria y equipo	\$35,000.00	-\$26,246.00	\$8,754.00	\$0.00	\$8,754.00	\$0.00	\$0.00	\$8,754.00	\$0.00	\$0.00	\$0.00
3580	Servicios de limpieza y manejo de desechos	\$95,000.00	-\$95,000.00	\$0.00	\$0.00	\$0.00	\$0.00	\$0.00	\$0.00	\$0.00	\$0.00	\$0.00
3581	Servicios de limpieza y manejo de desechos	\$95,000.00	-\$95,000.00	\$0.00	\$0.00	\$0.00	\$0.00	\$0.00	\$0.00	\$0.00	\$0.00	\$0.00



Usr: planeacion02  
Rep: rptEstadoPresupuestoEgresos\_FF

# Instituto Tecnológico Superior de Tepeaca Estado de Puebla

## Estado del Ejercicio del Presupuesto por Fuente de Financiamiento Al 31/jul./2022

Fecha y hora de Impresión | 08/ago./2022  
12:35 p. m.

Unidad Administrativa		Aprobado	Ampliaciones / (Reducciones)	Presupuesto Vigente	Comprometido	Presupuesto Disponible para Comprometer	Devengado	Comprometid o No Devengado	Presupuesto Sin Devengar	Ejercido	Pagado	Cuentas por Pagar Deuda
Objeto	Gasto											
3590	Servicios de jardinería y fumigación	\$85,000.00	-\$85,000.00	\$0.00	\$0.00	\$0.00	\$0.00	\$0.00	\$0.00	\$0.00	\$0.00	\$0.00
3591	Servicios de jardinería y fumigación	\$85,000.00	-\$85,000.00	\$0.00	\$0.00	\$0.00	\$0.00	\$0.00	\$0.00	\$0.00	\$0.00	\$0.00
<b>3600</b>	<b>SERVICIOS DE COMUNICACIÓN SOCIAL Y PUBLICIDA</b>	<b>\$80,000.00</b>	<b>-\$80,000.00</b>	<b>\$0.00</b>	<b>\$0.00</b>	<b>\$0.00</b>	<b>\$0.00</b>	<b>\$0.00</b>	<b>\$0.00</b>	<b>\$0.00</b>	<b>\$0.00</b>	<b>\$0.00</b>
3620	Difusión por radio, televisión y otros medios de mensajes	\$80,000.00	-\$80,000.00	\$0.00	\$0.00	\$0.00	\$0.00	\$0.00	\$0.00	\$0.00	\$0.00	\$0.00
3621	Difusión por radio, televisión y otros medios de mensajes	\$80,000.00	-\$80,000.00	\$0.00	\$0.00	\$0.00	\$0.00	\$0.00	\$0.00	\$0.00	\$0.00	\$0.00
<b>3700</b>	<b>SERVICIOS DE TRASLADOS Y VIÁTICOS</b>	<b>\$280,000.00</b>	<b>-\$256,207.99</b>	<b>\$23,792.01</b>	<b>\$17,934.99</b>	<b>\$5,857.02</b>	<b>\$17,934.99</b>	<b>\$0.00</b>	<b>\$5,857.02</b>	<b>\$17,934.99</b>	<b>\$17,934.99</b>	<b>\$0.00</b>
3710	Pasajes aéreos	\$25,000.00	-\$25,000.00	\$0.00	\$0.00	\$0.00	\$0.00	\$0.00	\$0.00	\$0.00	\$0.00	\$0.00
3711	Pasajes aéreos nacionales	\$25,000.00	-\$25,000.00	\$0.00	\$0.00	\$0.00	\$0.00	\$0.00	\$0.00	\$0.00	\$0.00	\$0.00
3720	Pasajes terrestres	\$80,000.00	-\$79,150.00	\$850.00	\$850.00	\$0.00	\$850.00	\$0.00	\$0.00	\$850.00	\$850.00	\$0.00
3721	Pasajes terrestres nacionales	\$80,000.00	-\$79,150.00	\$850.00	\$850.00	\$0.00	\$850.00	\$0.00	\$0.00	\$850.00	\$850.00	\$0.00
3750	Viáticos en el país	\$150,000.00	-\$133,309.99	\$16,690.01	\$16,536.99	\$153.02	\$16,536.99	\$0.00	\$153.02	\$16,536.99	\$16,536.99	\$0.00
3751	Viáticos en el país	\$150,000.00	-\$133,309.99	\$16,690.01	\$16,536.99	\$153.02	\$16,536.99	\$0.00	\$153.02	\$16,536.99	\$16,536.99	\$0.00
3790	Otros servicios de traslado y hospedaje	\$25,000.00	-\$18,748.00	\$6,252.00	\$548.00	\$5,704.00	\$548.00	\$0.00	\$5,704.00	\$548.00	\$548.00	\$0.00
3791	Otros servicios de traslado y hospedaje	\$25,000.00	-\$18,748.00	\$6,252.00	\$548.00	\$5,704.00	\$548.00	\$0.00	\$5,704.00	\$548.00	\$548.00	\$0.00
<b>3800</b>	<b>SERVICIOS OFICIALES</b>	<b>\$250,000.00</b>	<b>-\$212,765.16</b>	<b>\$37,234.84</b>	<b>\$37,234.84</b>	<b>\$0.00</b>	<b>\$37,234.84</b>	<b>\$0.00</b>	<b>\$0.00</b>	<b>\$37,234.84</b>	<b>\$37,234.84</b>	<b>\$0.00</b>
3820	Gastos de orden social y cultural	\$210,000.00	-\$210,000.00	\$0.00	\$0.00	\$0.00	\$0.00	\$0.00	\$0.00	\$0.00	\$0.00	\$0.00
3821	Gastos de orden social	\$110,000.00	-\$110,000.00	\$0.00	\$0.00	\$0.00	\$0.00	\$0.00	\$0.00	\$0.00	\$0.00	\$0.00
3822	Gastos de orden cultural	\$100,000.00	-\$100,000.00	\$0.00	\$0.00	\$0.00	\$0.00	\$0.00	\$0.00	\$0.00	\$0.00	\$0.00
3830	Congresos y convenciones	\$40,000.00	-\$2,765.16	\$37,234.84	\$37,234.84	\$0.00	\$37,234.84	\$0.00	\$0.00	\$37,234.84	\$37,234.84	\$0.00
3831	Congresos y convenciones	\$40,000.00	-\$2,765.16	\$37,234.84	\$37,234.84	\$0.00	\$37,234.84	\$0.00	\$0.00	\$37,234.84	\$37,234.84	\$0.00
<b>3900</b>	<b>OTROS SERVICIOS GENERALES</b>	<b>\$703,928.00</b>	<b>-\$542,480.19</b>	<b>\$161,447.81</b>	<b>\$146,185.15</b>	<b>\$15,262.66</b>	<b>\$146,185.15</b>	<b>\$0.00</b>	<b>\$15,262.66</b>	<b>\$146,185.15</b>	<b>\$146,185.15</b>	<b>\$0.00</b>
3920	Impuestos y derechos	\$225,000.00	-\$184,279.33	\$40,720.67	\$25,458.01	\$15,262.66	\$25,458.01	\$0.00	\$15,262.66	\$25,458.01	\$25,458.01	\$0.00
3921	Otros impuestos y derechos	\$225,000.00	-\$184,279.33	\$40,720.67	\$25,458.01	\$15,262.66	\$25,458.01	\$0.00	\$15,262.66	\$25,458.01	\$25,458.01	\$0.00
3980	Impuesto sobre nóminas y otros que se deriven de una re	\$450,000.00	-\$329,272.86	\$120,727.14	\$120,727.14	\$0.00	\$120,727.14	\$0.00	\$0.00	\$120,727.14	\$120,727.14	\$0.00
3981	Impuesto sobre nóminas y otros que se deriven de una re	\$450,000.00	-\$329,272.86	\$120,727.14	\$120,727.14	\$0.00	\$120,727.14	\$0.00	\$0.00	\$120,727.14	\$120,727.14	\$0.00
3990	Otros servicios generales	\$28,928.00	-\$28,928.00	\$0.00	\$0.00	\$0.00	\$0.00	\$0.00	\$0.00	\$0.00	\$0.00	\$0.00
3993	Otros servicios generales	\$28,928.00	-\$28,928.00	\$0.00	\$0.00	\$0.00	\$0.00	\$0.00	\$0.00	\$0.00	\$0.00	\$0.00
<b>Estatal</b>		<b>\$22,858,514.00</b>	<b>-\$85,418.00</b>	<b>\$22,773,096.00</b>	<b>\$9,708,764.31</b>	<b>\$13,064,331.69</b>	<b>\$9,708,764.31</b>	<b>\$0.00</b>	<b>\$13,064,331.69</b>	<b>\$9,708,764.31</b>	<b>\$9,708,764.31</b>	<b>\$0.00</b>

### 902 Recursos del Resultado del Ejercicio Contable Presupuestal OPDs 2021

<b>2000</b>	<b>MATERIALES Y SUMINISTROS</b>	<b>\$0.00</b>	<b>\$22,410.00</b>	<b>\$22,410.00</b>	<b>\$22,410.00</b>	<b>\$0.00</b>	<b>\$22,410.00</b>	<b>\$0.00</b>	<b>\$0.00</b>	<b>\$22,410.00</b>	<b>\$22,410.00</b>	<b>\$0.00</b>
-------------	---------------------------------	---------------	--------------------	--------------------	--------------------	---------------	--------------------	---------------	---------------	--------------------	--------------------	---------------





Utr: planeacion02  
Rep: rptEstadoPresupuestoEgresos\_FF

Instituto Tecnológico Superior de Tepeaca  
Estado de Puebla

Estado del Ejercicio del Presupuesto por Fuente de Financiamiento Al 31/jul./2022

Fecha y hora de Impresión | 08/ago./2022  
12:35 p. m.

Unidad Administrativa		Aprobado	Ampliaciones / (Reducciones)	Presupuesto Vigente	Comprometido	Presupuesto Disponible para Comprometer	Devengado	Comprometid o No Devengado	Presupuesto Sin Devengar	Ejercido	Cuentas por Pagar	
Objeto	del Gasto										Pagado	Deuda
2900	HERRAMIENTAS, REFACCIONES Y ACCESORIOS MEN	\$0.00	\$22,410.00	\$22,410.00	\$22,410.00	\$0.00	\$22,410.00	\$0.00	\$0.00	\$22,410.00	\$22,410.00	\$0.00
2940	Refacciones y accesorios menores de equipo de cómputo	\$0.00	\$22,410.00	\$22,410.00	\$22,410.00	\$0.00	\$22,410.00	\$0.00	\$0.00	\$22,410.00	\$22,410.00	\$0.00
2941	Refacciones y accesorios menores para equipo de cómputo	\$0.00	\$22,410.00	\$22,410.00	\$22,410.00	\$0.00	\$22,410.00	\$0.00	\$0.00	\$22,410.00	\$22,410.00	\$0.00
<b>Recursos del Resultado del Ejercicio (</b>		<b>\$0.00</b>	<b>\$22,410.00</b>	<b>\$22,410.00</b>	<b>\$22,410.00</b>	<b>\$0.00</b>	<b>\$22,410.00</b>	<b>\$0.00</b>	<b>\$0.00</b>	<b>\$22,410.00</b>	<b>\$22,410.00</b>	<b>\$0.00</b>
<b>903 Captacion de Derechos</b>												
1000	SERVICIOS PERSONALES	\$1,555,832.00	-\$325,179.45	\$1,230,652.55	\$0.00	\$1,230,652.55	\$0.00	\$0.00	\$1,230,652.55	\$0.00	\$0.00	\$0.00
1600	PREVISIONES	\$0.00	\$1,230,652.55	\$1,230,652.55	\$0.00	\$1,230,652.55	\$0.00	\$0.00	\$1,230,652.55	\$0.00	\$0.00	\$0.00
1610	Previsiones de carácter laboral, económica y de seguridad	\$0.00	\$1,230,652.55	\$1,230,652.55	\$0.00	\$1,230,652.55	\$0.00	\$0.00	\$1,230,652.55	\$0.00	\$0.00	\$0.00
1613	Otras medidas de carácter laboral y económico	\$0.00	\$1,230,652.55	\$1,230,652.55	\$0.00	\$1,230,652.55	\$0.00	\$0.00	\$1,230,652.55	\$0.00	\$0.00	\$0.00
1700	PAGO DE ESTÍMULOS A SERVIDORES PÚBLICOS	\$1,555,832.00	-\$1,555,832.00	\$0.00	\$0.00	\$0.00	\$0.00	\$0.00	\$0.00	\$0.00	\$0.00	\$0.00
1710	Estímulos	\$1,555,832.00	-\$1,555,832.00	\$0.00	\$0.00	\$0.00	\$0.00	\$0.00	\$0.00	\$0.00	\$0.00	\$0.00
1711	Estímulos por productividad y eficiencia	\$1,555,832.00	-\$1,555,832.00	\$0.00	\$0.00	\$0.00	\$0.00	\$0.00	\$0.00	\$0.00	\$0.00	\$0.00
2000	MATERIALES Y SUMINISTROS	\$0.00	\$152,577.00	\$152,577.00	\$152,576.99	\$0.01	\$152,576.99	\$0.00	\$0.01	\$152,576.99	\$152,576.99	\$0.00
2700	VESTUARIO, BLANCOS, PRENDAS DE PROTECCIÓN Y	\$0.00	\$131,418.00	\$131,418.00	\$131,418.00	\$0.00	\$131,418.00	\$0.00	\$0.00	\$131,418.00	\$131,418.00	\$0.00
2710	Vestuario y uniformes	\$0.00	\$131,418.00	\$131,418.00	\$131,418.00	\$0.00	\$131,418.00	\$0.00	\$0.00	\$131,418.00	\$131,418.00	\$0.00
2711	Vestuario y uniformes	\$0.00	\$131,418.00	\$131,418.00	\$131,418.00	\$0.00	\$131,418.00	\$0.00	\$0.00	\$131,418.00	\$131,418.00	\$0.00
2900	HERRAMIENTAS, REFACCIONES Y ACCESORIOS MEN	\$0.00	\$21,159.00	\$21,159.00	\$21,158.99	\$0.01	\$21,158.99	\$0.00	\$0.01	\$21,158.99	\$21,158.99	\$0.00
2960	Refacciones y accesorios menores de equipo de transporte	\$0.00	\$21,159.00	\$21,159.00	\$21,158.99	\$0.01	\$21,158.99	\$0.00	\$0.01	\$21,158.99	\$21,158.99	\$0.00
2961	Refacciones y accesorios menores de equipo de transporte	\$0.00	\$21,159.00	\$21,159.00	\$21,158.99	\$0.01	\$21,158.99	\$0.00	\$0.01	\$21,158.99	\$21,158.99	\$0.00
3000	SERVICIOS GENERALES	\$412,304.00	\$678,078.45	\$1,090,382.45	\$375,696.62	\$714,685.83	\$375,696.62	\$0.00	\$714,685.83	\$375,696.62	\$345,556.64	\$30,139.98
3200	SERVICIOS DE ARRENDAMIENTO	\$100,000.00	\$0.00	\$100,000.00	\$0.00	\$100,000.00	\$0.00	\$0.00	\$100,000.00	\$0.00	\$0.00	\$0.00
3270	Arrendamiento de activos intangibles	\$100,000.00	\$0.00	\$100,000.00	\$0.00	\$100,000.00	\$0.00	\$0.00	\$100,000.00	\$0.00	\$0.00	\$0.00
3271	Derechos de autor, patentes, regalías y otros	\$100,000.00	\$0.00	\$100,000.00	\$0.00	\$100,000.00	\$0.00	\$0.00	\$100,000.00	\$0.00	\$0.00	\$0.00
3300	SERVICIOS PROFESIONALES, CIENTÍFICOS, TÉCNICO	\$262,304.00	\$6,194.00	\$268,498.00	\$44,080.00	\$224,418.00	\$44,080.00	\$0.00	\$224,418.00	\$44,080.00	\$44,080.00	\$0.00
3330	Servicios de consultoría administrativa, procesos, técnica	\$262,304.00	-\$37,886.00	\$224,418.00	\$0.00	\$224,418.00	\$0.00	\$0.00	\$224,418.00	\$0.00	\$0.00	\$0.00
3333	Servicios relacionados con certificación de procesos	\$262,304.00	-\$37,886.00	\$224,418.00	\$0.00	\$224,418.00	\$0.00	\$0.00	\$224,418.00	\$0.00	\$0.00	\$0.00
3390	Servicios profesionales, científicos y técnicos integrales	\$0.00	\$44,080.00	\$44,080.00	\$44,080.00	\$0.00	\$44,080.00	\$0.00	\$0.00	\$44,080.00	\$44,080.00	\$0.00
3391	Servicios profesionales, científicos y técnicos integrales	\$0.00	\$44,080.00	\$44,080.00	\$44,080.00	\$0.00	\$44,080.00	\$0.00	\$0.00	\$44,080.00	\$44,080.00	\$0.00
3500	SERVICIOS DE INSTALACIÓN, REPARACIÓN, MANTEN	\$0.00	\$91,720.00	\$91,720.00	\$91,720.00	\$0.00	\$91,720.00	\$0.00	\$0.00	\$91,720.00	\$91,720.00	\$0.00
3510	Conservación y mantenimiento menor de inmuebles	\$0.00	\$91,720.00	\$91,720.00	\$91,720.00	\$0.00	\$91,720.00	\$0.00	\$0.00	\$91,720.00	\$91,720.00	\$0.00



Utr: planeacion02  
Rep: rptEstadoPresupuestoEgresos\_FF

# Instituto Tecnológico Superior de Tepeaca Estado de Puebla




## Estado del Ejercicio del Presupuesto por Fuente de Financiamiento Al 31/jul./2022

Fecha y hora de Impresión | 08/ago./2022  
12:35 p. m.

Unidad Administrativa		Aprobado	Ampliaciones / (Reducciones)	Presupuesto Vigente	Comprometido	Presupuesto Disponible para Comprometer	Devengado	Comprometid o No Devengado	Presupuesto Sin Devengar	Ejercido	Pagado	Cuentas por Pagar Deuda
Objeto	del Gasto											
3512	Mantenimiento y conservación menor de inmuebles para	\$0.00	\$91,720.00	\$91,720.00	\$91,720.00	\$0.00	\$91,720.00	\$0.00	\$0.00	\$91,720.00	\$91,720.00	\$0.00
<b>3800</b>	<b>SERVICIOS OFICIALES</b>	<b>\$0.00</b>	<b>\$40,000.00</b>	<b>\$40,000.00</b>	<b>\$0.00</b>	<b>\$40,000.00</b>	<b>\$0.00</b>	<b>\$0.00</b>	<b>\$40,000.00</b>	<b>\$0.00</b>	<b>\$0.00</b>	<b>\$0.00</b>
3830	Congresos y convenciones	\$0.00	\$40,000.00	\$40,000.00	\$0.00	\$40,000.00	\$0.00	\$0.00	\$40,000.00	\$0.00	\$0.00	\$0.00
3831	Congresos y convenciones	\$0.00	\$40,000.00	\$40,000.00	\$0.00	\$40,000.00	\$0.00	\$0.00	\$40,000.00	\$0.00	\$0.00	\$0.00
<b>3900</b>	<b>OTROS SERVICIOS GENERALES</b>	<b>\$50,000.00</b>	<b>\$540,164.45</b>	<b>\$590,164.45</b>	<b>\$239,896.62</b>	<b>\$350,267.83</b>	<b>\$239,896.62</b>	<b>\$0.00</b>	<b>\$350,267.83</b>	<b>\$239,896.62</b>	<b>\$209,756.64</b>	<b>\$30,139.98</b>
3920	Impuestos y derechos	\$50,000.00	\$82,890.00	\$132,890.00	\$82,750.00	\$50,140.00	\$82,750.00	\$0.00	\$50,140.00	\$82,750.00	\$82,750.00	\$0.00
3921	Otros impuestos y derechos	\$50,000.00	\$82,890.00	\$132,890.00	\$82,750.00	\$50,140.00	\$82,750.00	\$0.00	\$50,140.00	\$82,750.00	\$82,750.00	\$0.00
3980	Impuesto sobre nóminas y otros que se deriven de una re	\$0.00	\$390,724.44	\$390,724.44	\$90,596.61	\$300,127.83	\$90,596.61	\$0.00	\$300,127.83	\$90,596.61	\$60,456.63	\$30,139.98
3981	Impuesto sobre nóminas y otros que se deriven de una re	\$0.00	\$390,724.44	\$390,724.44	\$90,596.61	\$300,127.83	\$90,596.61	\$0.00	\$300,127.83	\$90,596.61	\$60,456.63	\$30,139.98
3990	Otros servicios generales	\$0.00	\$66,550.01	\$66,550.01	\$66,550.01	\$0.00	\$66,550.01	\$0.00	\$0.00	\$66,550.01	\$66,550.01	\$0.00
3993	Otros servicios generales	\$0.00	\$66,550.01	\$66,550.01	\$66,550.01	\$0.00	\$66,550.01	\$0.00	\$0.00	\$66,550.01	\$66,550.01	\$0.00
<b>5000</b>	<b>BIENES MUEBLES, INMUEBLES E INTANGIBLES</b>	<b>\$465,476.00</b>	<b>-\$465,476.00</b>	<b>\$0.00</b>	<b>\$0.00</b>	<b>\$0.00</b>	<b>\$0.00</b>	<b>\$0.00</b>	<b>\$0.00</b>	<b>\$0.00</b>	<b>\$0.00</b>	<b>\$0.00</b>
<b>5100</b>	<b>MOBILIARIO Y EQUIPO DE ADMINISTRACIÓN</b>	<b>\$435,297.00</b>	<b>-\$435,297.00</b>	<b>\$0.00</b>	<b>\$0.00</b>	<b>\$0.00</b>	<b>\$0.00</b>	<b>\$0.00</b>	<b>\$0.00</b>	<b>\$0.00</b>	<b>\$0.00</b>	<b>\$0.00</b>
5110	Muebles de oficina y estantería	\$227,922.00	-\$227,922.00	\$0.00	\$0.00	\$0.00	\$0.00	\$0.00	\$0.00	\$0.00	\$0.00	\$0.00
5111	Muebles de oficina y estantería	\$227,922.00	-\$227,922.00	\$0.00	\$0.00	\$0.00	\$0.00	\$0.00	\$0.00	\$0.00	\$0.00	\$0.00
5150	Equipo de cómputo y de tecnologías de la información	\$207,375.00	-\$207,375.00	\$0.00	\$0.00	\$0.00	\$0.00	\$0.00	\$0.00	\$0.00	\$0.00	\$0.00
5151	Equipo de cómputo y de tecnología de la información	\$207,375.00	-\$207,375.00	\$0.00	\$0.00	\$0.00	\$0.00	\$0.00	\$0.00	\$0.00	\$0.00	\$0.00
<b>5600</b>	<b>MAQUINARIA, OTROS EQUIPOS Y HERRAMIENTAS</b>	<b>\$28,918.00</b>	<b>-\$28,918.00</b>	<b>\$0.00</b>	<b>\$0.00</b>	<b>\$0.00</b>	<b>\$0.00</b>	<b>\$0.00</b>	<b>\$0.00</b>	<b>\$0.00</b>	<b>\$0.00</b>	<b>\$0.00</b>
5640	Sistemas de aire acondicionado, calefacción y de refriger:	\$28,918.00	-\$28,918.00	\$0.00	\$0.00	\$0.00	\$0.00	\$0.00	\$0.00	\$0.00	\$0.00	\$0.00
5641	Sistemas de aire acondicionado, calefacción y de refriger:	\$28,918.00	-\$28,918.00	\$0.00	\$0.00	\$0.00	\$0.00	\$0.00	\$0.00	\$0.00	\$0.00	\$0.00
<b>5900</b>	<b>ACTIVOS INTANGIBLES</b>	<b>\$1,261.00</b>	<b>-\$1,261.00</b>	<b>\$0.00</b>	<b>\$0.00</b>	<b>\$0.00</b>	<b>\$0.00</b>	<b>\$0.00</b>	<b>\$0.00</b>	<b>\$0.00</b>	<b>\$0.00</b>	<b>\$0.00</b>
5990	Otros activos intangibles	\$1,261.00	-\$1,261.00	\$0.00	\$0.00	\$0.00	\$0.00	\$0.00	\$0.00	\$0.00	\$0.00	\$0.00
5991	Otros activos intangibles	\$1,261.00	-\$1,261.00	\$0.00	\$0.00	\$0.00	\$0.00	\$0.00	\$0.00	\$0.00	\$0.00	\$0.00
<b>Captacion de Derechos</b>		<b>\$2,433,612.00</b>	<b>\$40,000.00</b>	<b>\$2,473,612.00</b>	<b>\$528,273.61</b>	<b>\$1,945,338.39</b>	<b>\$528,273.61</b>	<b>\$0.00</b>	<b>\$1,945,338.39</b>	<b>\$528,273.61</b>	<b>\$498,133.63</b>	<b>\$30,139.98</b>
<b>Total Final</b>		<b>\$48,920,640.00</b>	<b>\$1,328,947.56</b>	<b>\$50,249,587.56</b>	<b>\$22,520,706.73</b>	<b>\$27,728,880.83</b>	<b>\$22,498,784.83</b>	<b>\$21,921.90</b>	<b>\$27,750,802.73</b>	<b>\$22,498,784.83</b>	<b>\$22,438,804.83</b>	<b>\$59,980.00</b>

# Instituto Tecnológico Superior de Tepeaca Estado de Puebla

## Estado del Ejercicio del Presupuesto por Fuente de Financiamiento Al 31/jul./2022

Unidad Administrativa Objeto del Gasto	Ampliaciones / Aprobado (Reducciones)	Presupuesto Vigente	Comprometido	Presupuesto Disponible para Comprometer	Devengado	Comprometid o No Devengado	Presupuesto Sin Devengar	Ejercido	Pagado	Cuentas por Pagar Deuda
 GABRIEL ISRAEL AVENDANO MARZOA ENCARGADO DEL DESPACHO DE LA DIRECCION GENERAL										
 GABRIELA CECILIA FORTES FLORES LARA SUBDIRECTORA DE ADMINISTRACION Y FINANZAS										
 AURORA GONZALEZ CASTILLERO ENCARGADA DEL DEPTO. DE RECURSOS FINANCIEROS Y CONTABILIDAD										
 <b>INSTITUTO TECNOLÓGICO SUPERIOR DE TEPEACA</b>										
 CAROLINA RAMIREZ OLIVAREZ ENCARGADA DE LA DIRECCIÓN DE PLANEACIÓN, ADMINISTRACIÓN Y FINANZAS										
 NORA JAQUELINE GARCIA CARRILLO SUBDIRECTORA DE PLANEACION Y EVALUACION										

“Bajo protesta de decir verdad declaramos que los Estados Financieros y sus notas, son razonablemente correctos y son responsabilidad del emisor”.